

Form 19006
(936)
Printed in U. S. A.

LIST OF PARTS



MACHINES
Nos. 44-81 and 44-83

THE SINGER MANUFACTURING COMPANY

INSTRUCTIONS FOR OILING

To ensure easy running and prevent unnecessary wear of the parts which are in movable contact, the machine requires oiling and when in continuous use, it should be oiled at least twice each day with Singer Manufacturing Sewing Machine Oil (Cloth and Leather).

Copyright, U. S. A., 1917, 1921, 1928, 1935 and 1936
by The Singer Manufacturing Co.
All Rights Reserved for all Countries

INDEX

	Page
Accessories.....	15
Belt Guard.....	15
Bobbin Winders.....	16
Driving Attachment.....	17
Foot Lifter Parts.....	20
Knee Lifter Parts.....	21
Knife Grinder.....	22
Machine Base.....	15
Machine No. 44-81.....	5
Machine No. 44-83.....	13
Numerical List of Parts.....	25
Obsolete Parts.....	23
Thread Unwinder.....	23

INSTRUCTIONS FOR ORDERING

In ordering from this list, use ONLY the part NUMBER in the FIRST column.

The number stamped on a Sewing Machine Part is in every case the number of the single part only.

Every combination of parts sent out as such has its specific number, which, although not stamped on the parts, must be used when ordering the combination.

Each number always indicates the SAME PART in whatever list it appears, or for whatever machine.

The letters after some of the numbers indicate the style of finish only, as follows:

A-Hardened, Polished, Nickel Plated and Buffed

B-Polished, Nickel Plated and Buffed

C-Hardened Only

D-Polished Only

E-Soft, Not Polished

F-Hardened and Polished

F.J-Hardened, Polished and Nickel Plated

G-Bright Rumbled and Nickel Plated

H-Blued

J-Nickel Plated Only

K-Hardened and Nickel Plated

L-Brass Plated

M-Oxidized

N-Japanned, Dull

P-Japanned, Bright

R-Merlized

T-Copper Plated

T.A-Hardened, Polished, Copper and Nickel Plated and Buffed

T.B-Copper and Nickel Plated and Polished

T.J-Copper and Nickel Plated Only

T.K-Hardened, Copper and Nickel Plated

T.M-Copper Plated and Oxidized

T.L-Copper and Brass Plated

U-Zinc Plated

V-Silver Plated

W-Polished and Nickel Plated

Y-Black Nickel Plated Only

Z-Chromium Plated

Z.B-Polished, Nickel Plated, Buffed and Chromium Plated

Z.J-Nickel and Chromium Plated

These letters MUST BE USED when they appear in the list; and AFTER the number as in the list.

In this series:

1 to 1500, 50001 to 51500 and 140001 to 142000 are Screw Numbers

1501 to 1800 and 51501 to 51800 are Nut Numbers

1801 to 2000 and 51801 to 52000 are Roller Numbers

2001 to 50000 and 52001 to 140000 and 142001 to


190000 are Sewing Machine Parts, 190001 and upward are numbers of Electrical Parts.

The figures in the second column refer only to the plates, illustrating the parts, and are NOT TO BE USED in ordering.

Parts marked with an asterisk (*) are furnished only when repairs are made at factory.

LIST OF PARTS COMPLETE

FOR



MACHINE No. 44-81

For Stitching and Trimming in Glove Work. Has Vertical Trimmer, Wheel Feed, Yielding Presser. Speed 1800 R. P. M.

No.	Plate	Name
*24985	-----	Arm with 11104, 15404 and two 15405...
8582	8387	" Dowel Pin.....
15783	8387	" Oil Tube.....
12453	8387	" " " for intermediate bearing..
12454	8387	" " " with 132590, for oiling 12409.....
24131	8387	Arm Oil Tube with 52045, for oiling 62507.....
11119	8387	Arm Oil Tube 15783 with 52045, for oiling 12408 and 16569.....
52045	8387	Arm Oil Tube Packing (wick).....
132590	8387	" " " " (wick).....
748E	8387	" Screw (back).....
868E	8387	" " (front).....
16511	22465	" Shaft.....
*11104	-----	" " Bushing (front).....
12357	22455	" " Flanged Bushing (back).....
448C	2552	" " " " Set Screw
144D	8387	" " Screw.....
12193	22455	" Side Cover.....
51224J	8387	" " " Thumb Screw.....

From the Library of Sewing Needle Corp.

No.	Plate	Name
24296	22455	Balance Wheel (power) light rim, 2 3/16 in. pulley, with two 448C.....
24297	22455	Balance Wheel Oil Cover.....
210D	8387	" " " Screw.....
448C	2552	" " Set Screw.....
*24986	-----	Bed.....
20197	22455	Crank Connecting Rod with two 896E....
896E	8387	" " " Cap Screw.....
908C	8387	" " " Hinge Screw.....
1619J	8387	" " " " Nut..
24393	-----	Face Plate.....
24394	22455	Face Plate complete, Nos. 12150, 24393 and 45720.....
203D	22452	Face Plate Screw.....
*44181	-----	" " Thread Guard (lower).....
12150	8387	" " " " 44181 with 12152.....
12152	8387	Face Plate Thread Guard (lower) Rivet.
45720	22452	" " " " (upper) with 125373.....
125373	22452	Face Plate Thread Guard (upper) Rivet.
3033	22452	Feed Connecting Link.....
375C	22452	" " " Hinge Screw.....
1513J	8412	" " " " Nut..
62507	22455	" Eccentric with 446C.....
446C	8387	" " Set Screw.....
12429	22456	" Forked Connection.....
62526	-----	" " 12429 with 3033 62810 and two each 375C and 1518J
375C	22452	Feed Forked Connection Hinge Screw.....
1518J	8412	" " " " Nut
62508	22456	" Regulator.....
62810	-----	" " 62508 with 818D.....
1128E	8412	" " Hinge Screw.....
818D	8412	" " Thumb Screw.....
24945	22465	" Rock Shaft.....
24946	-----	Feed Rock Shaft complete, Nos. 24945 and 29633.....
29633	8412	Feed Rock Shaft Crank with 157J.....
157J	8412	" " " " Clamping Screw..
307C	8412	" " " Screw Center.....
56814	-----	" " " " 307C with 1513J.....
1513J	8412	Feed Rock Shaft Screw Center Nut.....
24898	22456	" Wheel, coarse teeth.....
Note: No. 24898 is sent with this Machine unless otherwise specified on order.		
24899	-----	Feed Wheel, fine teeth.....
44101	22456	" " Driver with 2266.....
44102	22452	" " Link.....
61F	22452	" " " Hinge Screw...

No.	Plate	Name
1655E	22452	Feed Wheel Driver Link Hinge Screw Nut (for driver).....
2265	8412	Feed Wheel Driver Spring.....
2266	8412	" " " Hook.....
44103	22456	" " Frame with 453C.....
24987	-----	Feed Wheel Frame complete, Nos. 151C, 183C, 183F, 240D, 2252, 2254 to 2256, 3114, 24898 or 24899, 44103, 50295C, and two 1520J.....
50295C	22452	Feed Wheel Frame Adjusting Screw.....
1520J	8429	" " " " Nut..
453C	8412	" " " Set Screw.....
19268	22465	" " " Shaft.....
307C	8412	" " " " Screw Center...
56814	-----	" " " " 307C with 1513J.....
1513J	8412	Feed Wheel Frame Shaft Screw Center Nut.....
3114	8412	Feed Wheel Friction Plate (back).....
151C	8412	" " " " " Screw.
2252	8412	" " " " (front).....
183C	8412	" " " " " Screw.
2254	8412	" " Retaining Clutch.....
2255	8412	" " " " Cap.....
183F	8412	" " " " " Screw.
2256	8412	" " " " Spring....
240D	8412	" " " " " Screw
15212	22453	Knife, 5/32 in. cutting edge.....
Note: Five No. 15212 are sent with this Machine.		
24397	22457	Knife Bar with 2654.....
24431	22457	" " Crank with 191C.....
1162C	22453	" " " Coupling Pin.....
1564D	22453	" " " " " Head.....
2297	22453	" " " " " Spring...
2022	8674	" " " Pin.....
191C	22453	" " " Set Screw.....
22432	-----	Knife Bar Crank complete, Nos. 1162C, 1564D, 2297 and 24431.....
16563	22457	Knife Bar Driving Crank (forked).....
16564	22457	" " " " Bracket.....
24433	-----	Knife Bar Driving Crank Bracket complete, Nos. 2022, 16563, 16564 and 24432.....
647C	22453	Knife Bar Driving Crank Bracket Screw.
24122	22453	" " Lifting Spring.....
24123	22453	" " " " Case.....
*24124	-----	" " " " Guide.....
24906	22453	" " " " 24124 with 2523 and 24125.....
*24125	-----	Knife Bar Lifting Spring Guide Bracket
621D	22453	" " " " " " Screw.....

No.	Plate	Name
2523	22453	Knife Bar Lifting Spring Guide Pin....
24988	-----	Knife Bar complete, Nos. 621D, 24397, 24906 and 24989.....
705H	22453	Knife Clamping and Stripper Stop Screw
24399	22453	" Holder with 24400, 24401 and three 2653.....
*24400	-----	Knife Holder Guide Plate (back).....
*24401	-----	" " " " (front).....
2653	24453	" " " " Rivet.....
24126	22453	" " Handle.....
335H	22453	" " " Screw.....
50123D	22453	" " " Screw.....
2654	22453	" " Stop Stud.....
24989	-----	Knife Holder complete, Nos. 336H, 705H, 2291, 2656, 4595, 15212, 24126, 24399, 50123D and two 335H.....
336H	22453	Knife Screw.....
2291	22453	" " Washer.....
*4594	-----	" Stripper.....
2656	22453	" " Pressure Spring.....
*2657	-----	" " Spring Blade.....
2658	-----	" " " Rivet.....
4595	22453	Knife Stripper complete, Nos. 2657, 2658 and 4594.....
24403	22457	Needle Bar (hollow) with 620F, 1072F and 24130.....
*12382	2552	Needle Bar Connecting Link with 794E..
43997	-----	" " " " 12382 with 12384.....
794E	2552	Needle Bar Connecting Link Adjusting Screw.....
*12383	-----	Needle Bar Connecting Stud.....
12384	2552	Needle Bar Connecting Stud complete, Nos. 453C, 1904 and 12383.....
1904	2552	Needle Bar Connecting Stud Roller (roller only).....
453C	8412	Needle Bar Connecting Stud Set Screw..
16569	22457	" " Crank (eccentric) with 448C and 743C.....
743C	2552	Needle Bar Crank Position Screw.....
448C	2552	" " " Set Screw.....
24130	22452	" " Thread Guard.....
620F	22452	" " " " Set Screw.....
1072F	22452	" " " " Set Screw.....
44222	22457	Oil Cup.....
44223	-----	" " 44222 with 44005.....
44214	22457	" " Extension.....
44005	-----	" " " 44214 with 24075....
24075	22457	" " " Post.....
44006	22457	" " Packing (felt).....
44224	22457	" " Thread Retainer.....
44225	22457	Oil Cup complete, Nos. 44006, 44223 and 44224.....

No.	Plate	Name
*24104	22457	Oscillating Rock Shaft.....
24105	-----	Oscillating Rock Shaft complete, Nos. 4784, 12388 and 24104.....
12388	22457	Oscillating Rock Shaft Hinge Pin.....
448C	2552	Oscillating Rock Shaft Hinge Pin Set Screw.....
4784	22452	Oscillating Rock Shaft Oil Pad.....
16509	22465	" Shaft.....
19496	-----	" " Crank for 19447....
44134	-----	" " " " 44135....
19447	8429	Oscillating Shaft Crank complete, Nos. 457C, 1518J, 19449 and 19496.....
44135	8429	Oscillating Shaft Crank complete, Nos. 1518J, 19449, 44134 and two 453C...
3093	8412	Oscillating Shaft Crank Pin.....
457C	8429	" " " Set Screw for 19447.....
453C	8412	Oscillating Shaft Crank Set Screw for 44135.....
19448	8429	Oscillating Shaft Crank Slide Block...
226J	8429	" " " " " Cap Screw.....
12424	8429	Oscillating Shaft Crank Slide Block Cap Screw Washer.....
988C	8429	Oscillating Shaft Crank Slide Block Screw Stud.....
1518J	8412	Oscillating Shaft Crank Slide Block Screw Stud Nut.....
19449	-----	Oscillating Shaft Crank Slide Block complete, Nos. 226J, 988C, 12424 and 19448.....
20784	22458	Presser Bar (hollow).....
20724	-----	Presser Bar complete, Nos. 190J, 19442, 20725, 20784 and 24445.....
12326	8429	Presser Bar Guide Bracket with 453C...
453C	8412	" " " " Set Screw...
52016	22458	" " Lifter.....
689C	8429	" " " Screw.....
1520J	8429	" " " " Nut.....
12327	8429	" " Lifting and Releasing Lever Bracket.....
11167	22458	Presser Bar Spring (light) .051 wire..
Note: No. 11167 is sent with this Machine unless another Spring is specified on order.		
12139	22458	Presser Bar Spring (medium) .055 wire..
20023	22458	" " " (heavy) .063 wire..
11170	8429	" " " Washer.....
688J	22464	Pressure Regulating Thumb Screw.....

No.	Plate	Name
1839	22454	Roller, 1 1/4 in. diam., 9/64 in. face, coarse, with 386D and 1528J.....
1869	-----	Roller, 1 1/4 in. diam., 9/64 in. face, fine, with 386D and 1528J.....
24990	22454	Roller Arm.....
19442	22454	" " Bracket.....
20725	22454	" " " Position Collar with 456C.....
456C	22454	Roller Arm Bracket Position Collar Set Screw.....
987E	22454	Roller Arm Bracket Screw Stud.....
19444	22454	" " " Spring.....
19445	22454	" " " Pin.....
19446	22454	" " " Stud.....
24445	-----	Roller Arm Bracket Spring Stud complete, Nos. 987E and 19444 to 19446.....
24991	22454	Roller Presser complete, 1 1/4 in. coarse roller, Nos. 1839 and 24990.
Note: No. 24991 is sent with this Machine unless another Roller Presser is specified on order.		
24992	-----	Roller Presser complete, 1 1/4 in. fine roller, Nos. 1869 and 24990.....
190J	8387	Roller Presser Screw.....
386D	22454	" Screw.....
1528J	22454	" Nut.....
2996	8448	Shuttle Bobbin.....
*62739	-----	" Case.....
15140	8448	" " Latch.....
2973	8448	" " " Lever.....
2974	22452	" " " Fulcrum Pin.....
2975	22452	Shuttle Bobbin Case Latch Spring.....
592E	8448	" " " Stop Screw..
15141	8448	" " " Hinge, Nos. 2973, 2974 and 15140.....
*7553	22452	Shuttle Bobbin Case Position Finger...
2523	22453	" " " Rivet
62740	8448	Shuttle Bobbin Case complete, Nos. 591F, 592E, 2523, 2975, 7553, 15141, 15278 and 62739.....
12393	8448	Shuttle Body.....
591F	8448	" Tension Regulating Screw.....
15278	8448	" " Spring.....
19292	8448	" " 1 11/16 in. diam., Nos. 2996, 12393 and 62740.....
*24551	-----	Shuttle Driver.....
24552	22458	" " 24551 with two 1266C....
2049	22377	" " Pin.....
1266C	8448	" " Set Screw.....
24062	22458	" Race Back.....
2532	8448	" " Position Pin.....

No.	Plate	Name
2533	22458	Shuttle Race Back Spring.....
907D	8448	" " " " Screw.....
24963	-----	" " Body.....
*62580	-----	" " " 24963 with 24964 and two each 662D and 2532.....
24964	22458	Shuttle Race Cap.....
662D	22452	" " " Screw.....
24965	22458	" " Ring.....
24966	22458	" " " Clamp (left).....
24967	22458	" " " " (right).....
21202	22452	" " " Friction Spring
85D	22452	" " " Screw.....
24968	22458	Shuttle Race (sectional) complete, Nos. 907D, 2533, 24062, 24965 to 24967, 62580 and two each 85D and 21202.
145D	8448	Shuttle Race Screw.....
24192	-----	" " Slide.....
24193	22458	Shuttle Race Slide complete, Nos. 4307 24192 and two 4352.....
4307	22458	Shuttle Race Slide Spring.....
4352	22452	" " " Rivet.....
52046	22456	Spool Holder Base.....
389D	22452	" " " Screw.....
204296	22456	" " Wire.....
200079H	22452	" " Hinge Screw.....
52047	22456	Spool Holder complete, Nos. 52046, 200079H and 204296.....
2102	3471	Tension Disc.....
1560C	22454	" Regulating Thumb Nut.....
32572	22454	" Releasing Disc.....
43944	22457	" " Lever.....
12398	22454	" " " Hinge Pin....
12329	22454	" " " Spring.....
32574	22454	" " Pin.....
50327C	22454	" Screw Stud.....
44141	-----	" " " 50327C with 1560C..
43945	22454	" Spring.....
12149	2552	" Thread Guard.....
44118	-----	Tension complete, Nos. 7336, 32572, 32574, 43945, 43946, 44141 and two 2102...
52454	22454	Thread Retainer.....
624C	22454	" " Set Screw.....
12404	2552	" Take-up Crank.....
3094	2552	" " " Wedge.....
690E	2552	" " " Screw.....
12408	2552	" " Lever.....
775E	22452	" " Cap Screw.....
12166	22452	" " Hinge Pin.....
12409	2552	" " Link.....
11204	22456	" " " Hinge Pin...
435C	22452	" " " " " Set Screw.....

From the Library of Charles B. Meade, C. O.

No.	Plate	Name
12410	-----	Thread Take-up Lever complete, Nos. 12166, 12408 and 12409.....
43946	2552	Thread Take-up Spring.....
7336	8429	" " " Regulator....
448C	2552	" " " " Set Screw
15490	-----	Throat Plate Body.....
2907	22459	" " Cutting Bar, for 1/32 in. to 3/32 in. gauges.....

Note: When ordering No. 2907, state required distance of trimmed edge from seam.

Note: No. 2907, 1/16 in. gauge is sent with this Machine unless another gauge is specified on order.

1161F	22459	Throat Plate Cutting Bar Screw.....
24570	22459	" " Needle Guard.....
219F	8387	" " " " Screw.....
15143	22459	" " Spring Slide.....
2330	22459	" " " " Spring.....
56895	22459	" " " " " Stop

(oval).....

725D	22377	Throat Plate Spring Slide Spring Stop Screw.....
------	-------	--

24571	22459	Throat Plate complete, Nos. 219F, 725D, 2330, 2907, 15143, 15490, 24570, 56895 and two 1161F.....
-------	-------	---

Note: When ordering No. 24571, state required distance of trimmed edge from seam.

Note: No. 24571, 1/16 in. gauge, is sent with this Machine unless another gauge is specified on order.

691F	22459	Throat Plate Screw.....
24993	-----	Wheel Feed complete, Nos. 1655E, 2265, 19268, 24193, 24571, 24987, 44101, 44102, 62507 and two 61F.....
*15404	-----	Trade Mark.....
15405	-----	" " Rivet.....
24080	20363	Drip Pan with four 1 in. wire nails...

Genuine Singer Needles should be used in Singer Machines. These Needles and their Containers are marked with the Company's Trade Mark "SIMANCO." 1

Needles in Containers marked "For Singer Machines" are not Singer made needles. 2

MACHINE No. 44-83

For Stitching and Trimming in Glove Work. Has Vertical Trimmer, Drop Feed, Yielding Presser. Speed 1800 R. P. M.

NOTE: THIS MACHINE IS THE SAME AS THE 44-81 MACHINE WITH THE FOLLOWING EXCEPTIONS:

No.	Plate	Name
*16598	-----	Bed, in place of 24986.....
12388	22462	Feed Bar.....
313C	8387	" " Screw Center.....
56813	-----	" " " " 313C with 1519J Nut.....
1519J	6337	" " " " " "
12197	22462	" Cam and Feed Lifting Eccentric with 446C.....
448C	8387	Feed Cam and Feed Lifting Eccentric Set Screw.....
16560	22480	Feed Dog, 10 teeth (16 teeth to the inch) for 16597.....
Note: No. 16560 is sent with this Machine unless otherwise specified on order.		
24392	22460	Feed Dog, 8 teeth (12 teeth to the inch) for 16597.....
24951	8412	Feed Dog, 15 teeth (24 teeth to the inch) for 16597.....
208E	8412	Feed Dog Screw.....
12123	22462	" Forked Connection, in place of 12429.....
16504	22465	Feed Lifting Rock Shaft.....
16589	-----	Feed Lifting Rock Shaft complete, Nos. 3093, 12376, 16504 and 16556.....
16556	8412	Feed Lifting Rock Shaft Crank (back) with 462C.....
3093	8412	Feed Lifting Rock Shaft Crank (back) Pin.....
462C	8412	Feed Lifting Rock Shaft Crank (back) Set Screw.....
12376	22462	Feed Lifting Rock Shaft Crank (front) with 157J and 1813.....
157J	8412	Feed Lifting Rock Shaft Crank (front) Clamping Screw.....
1813	8412	Feed Lifting Rock Shaft Crank (front) Roller and Stud.....
43976	22462	Feed Lifting Rock Shaft Crank Connecting Rod with two 966E.....
966E	8412	Feed Lifting Rock Shaft Crank Connecting Rod Cap Screw.....

From the library of University of North Carolina

BOBBIN WINDERS

BOBBIN WINDER

(SWINGING AUTOMATIC, RIGHT HAND)

FOR 2996

FOR POWER TABLE

No.	Plate	Name
225433	8406	Bobbin Winder and Tension Bracket Base
225453	8440	Frame with 202277 and 225438.....
225454	3471	" Hinge Pin.....
202277	3471	" Oil Packing (wick).....
225438	3471	" " Well Cap.....
225455	3471	" Spring.....
225456	3471	" " Plunger.....
202473	8406	Pulley with 200380C.....
200380C	3471	" Set Screw.....
225381	8440	Spindle.....
225444	3471	Stop Latch.....
200056E	3471	" " Screw.....
225458	3471	" " Thumb Lever.....
225459	3471	" " " Hinge Stud.....
225459	3471	" " " Joint Stud.....
202478	3471	" " Trip Lever.....
200299H	3471	" " " Hinge Screw.....
225461	3471	Tension Bracket with 201499B.....
200082D	3471	" " Screw.....
228026	22377	" " Washer.....
2102	3471	" Disc.....
202407	3471	" Spring.....
201499B	3471	" Stud.....
201572B	3471	" " Thumb Nut.....
225462	-----	Tension Bracket complete, Nos. 201572B, 202407, 225461 and two 2102.....
225382	8406	Bobbin Winder (swinging automatic right hand) complete, Nos. 200056E, 200082D, 200299H, 202473, 202478, 225381, 225433, 225444, 225453 to 225456, 225458, 225462, 228026, two each 225459 and wood screws 3/ in. No. 12 R.H.B.....

BOBBIN WINDER

(SWINGING AUTOMATIC, RIGHT HAND)

FOR 2996

FOR STAND

No.	Plate	Name
27540	8440	Base.....
15072	22461	Bobbin Position Pin.....
27302	8440	Frame.....
50356D	22461	" Hinge Screw.....
1620J	22461	" " " Nut.....
27303	22461	" Spring.....
27541	8440	Pulley.....
27849	-----	Spindle.....
27538	8440	" 27849 with 15072, 27350 and 41828.....
27850	-----	Spindle Collar.....
41828	22461	" " Pin.....
27308	8440	Spool Pin.....
27307	8440	" Stand.....
27308	8440	Spool Stand complete, Nos. 418E, 1562J, 2108, 10141, 11241, 27306, 27307, two each 2455 and wood screws 1 in. No. 10.....
11241	22457	Spool Washer (cloth).....
27312	8440	Stop Latch.....
35D	8448	" " Hinge Screw.....
2455	22461	Tension Disc.....
1562J	22461	" Regulating Thumb Nut.....
418E	22461	" Screw Stud.....
10141	22461	" Spring.....
2106	22461	" Thread Guide.....
27647	22464	Bobbin Winder, Nos. 35D, 1620J, 27302, 27303, 27312, 27538, 27540, 27541, 50356D and two wood screws 1 in. No. 7.....
27544	-----	Bobbin Winder (swinging automatic, right hand) complete, Nos. 27308 and 27647.....

DRIVING ATTACHMENT

No.	Plate	Name
16592	22465	Balance Wheel (friction) with 7958, 16524 and two 435C.....
16524	22464	Balance Wheel (friction) Ring (leather)
7958	8674	" " " Stop Pin
24355	8439	" " Oil Cover.....

DRIVING ATTACHMENT

No.	Plate	Name
210D	8387	Balance Wheel Oil Cover Screw.....
435C	22452	" " Set Screw.....
15072	22461	Bobbin Position Pin.....
16514	8439	" " Winder Frame.....
32D	8429	" " " Hinge Screw.....
16515	8439	Bobbin Winder Frame complete, Nos. 333D, 5960, 5961, 5963, 15077 and 16514...
5960	8439	Bobbin Winder Friction Wheel (leather)
5961	8439	" " " Washer...
333D	22377	" " " " Screw
15077	8439	" " Spindle with 15072.....
5963	8439	" " " Flange.....
27306	8440	" " Spool Pin.....
27307	8440	" " " Stand.....
27308	8440	Bobbin Winder Spool Stand complete, Nos. 418E, 1562J, 2106, 10141, 11241, 27306, 27307, two each 2455 and wood screws 1 in. No. 10.....
11241	22457	Bobbin Winder Spool Washer (cloth)....
12170	8439	" " Spring.....
180F	22377	" " " Screw.....
16516	8439	" " Stop Latch with 152F and 1550J.....
152F	8674	Bobbin Winder Stop Latch Adjusting Screw.....
1550J	22377	Bobbin Winder Stop Latch Adjusting Screw Nut.....
75D	8674	Bobbin Winder Stop Latch Hinge Screw..
27303	22461	" " " Spring.....
2269	22461	" " " Stop Pin.....
2455	22461	" " Tension Disc.....
1562J	22461	" " " Regulating Thumb Nut.....
418E	22461	Bobbin Winder Tension Screw Stud.....
10141	22461	" " " Spring.....
2106	22461	" " " Thread Guide....
16530	8439	Bracket.....
692D	22460	" " Screw.....
16528	22363	Drip Pan with four 1 in. wire nails, for 44-83 Machine.....
24338	22363	Drip Pan with four 1 in. wire nails, for 44-81 Machine.....
16518	22465	Driving Arm with 2269, 2928 and two 15132.....
2928	8674	Driving Arm Brake (leather).....
15132	8674	" " " Rivet.....
12178	8674	" " Friction Plug (wood).....
427E	8674	" " " Adjusting Screw.....
1508C	8674	Driving Arm Friction Plug Adjusting Screw Nut.....
693D	8439	Driving Arm Hinge Screw.....

DRIVING ATTACHMENT

No.	Plate	Name
1579C	8439	Driving Arm Hinge Screw Nut.....
16519	22465	" " Pitman.....
16520	8439	" " " Crank with 803C and 1520J.....
803C	22377	Driving Arm Pitman Crank Adjusting Screw.....
1520J	8429	Driving Arm Pitman Crank Adjusting Screw Nut.....
2022	8674	Driving Arm Pitman Crank Pin.....
16521	8439	" " " " Spring.....
24528	8439	" " " " Adjusting Collar with three 448C.....
448C	2552	Driving Arm Pitman Crank Spring Ad- Adjusting Collar Set Screw.....
65D	8674	Driving Arm Pitman Hinge Screw.....
16522	-----	Driving Arm complete, Nos. 32D, 75D, 180F, 427E, 693D, 1508C, 1579C, 12170, 12178 16515, 16516, 16518, 16530 and 27303
16594	22465	Driving Friction Pulley, 2 5/16 in. diam., with 961D and 10236.....
10236	8674	Driving Friction Pulley Center Bearing
861D	22377	" " " Oil Hole Plug Screw.....
27072	22400	Shaft Driving Pulley (sectional, grooved) 12 in. diam., 1 3/16 in. bore with two 597C.....
597C	8674	Shaft Driving Pulley Clamping Screw...
12189	22464	Starting Crank.....
2022	8674	" " Pin.....
16525	22464	" " Shaft.....
24529	22464	" " " Bracket with 24528
130D	22377	" " " " Screw....
24530	-----	Starting Crank Shaft Bracket complete, Nos. 12189, 16520, 16521, 16525, 24529 and two 2022.....
126036	22400	Treadle.....
126205	22464	" " Bracket (left).....
126206	-----	Treadle Bracket (left) complete, Nos. 23258, 126205, 126207, 126203 and two wood screws 1 in. No. 14....
126207	22464	Treadle Bracket (left) Hook.....
23258	8674	" " " Friction Washer.....
126208	8674	Treadle Bracket (left) Hook Rivet....
46681	22464	" " (right).....
60502	-----	" " " 46681 with two wood screws 1 in. No. 14.....
27637	22465	Treadle Pitman Rod (lower).....
150208	8440	" " " " Spring.....
6055	8399	" " " " Washer
14081	22465	" " " (upper).....
80223	22465	" " " Clamp with 361C....

DRIVING ATTACHMENT

No.	Plate	Name
361C	8674	Treadle Pitman Rod Clamp Screw.....
14233	22465	Treadle Pitman complete, Nos. 2762, 6055, 14081, 27637, 80223 and 150208.....
126209	-----	Treadle complete, Nos. 60502, 128036 and 126206.....
126213	-----	Treadle Pitman complete, Nos. 14233 and 126209.....
2762	22457	Treadle Stop Collar with 362C.....
362C	8674	" " " Set Screw.....
16531	-----	Driving Attachment with Bobbin Winder and Treadle complete, Nos. 210D, 692D, 16519, 16522, 16592, 16594, 24355, 24530, 27072, 27303, 126213, two 65D and three 130D.....

FOOT LIFTER PARTS

No.	Plate	Name
5596	22463	Bell Crank.....
56848	-----	" " 5596 with 5599 and 5601....
5599	22463	" " Bracket.....
178E	22377	" " Screw.....
5601	22461	" " Hinge Pin.....
5735	22463	" " Spring.....
5598	22463	Bell Crank complete, Nos. 5735 and 56848
5670	-----	Chain, length 26 in. to 35 in. with 56864 and 56865.....

Note: When ordering No. 5670, state length required.

4879	22463	Chain Connecting Link.....
56864	22463	" Hook (large).....
56865	22463	" (small).....
16595	22463	Lifting Lever with 448C.....
12415	22463	" " Connecting Rod.....
12416	22463	" " " " Joint....
76D	22377	" " " " Hinge Screw.....
1521J	22377	Lifting Lever Connecting Rod Lock Nut.
802D	22460	" " Hinge Screw.....
12241	22463	" " Link.....
766D	22377	" " Hinge Screw.....
16586	22463	" " Pin.....
448C	2552	" " Set Screw.....
2763	8406	Rock Shaft.....
12242	22465	" " Hanger with two wood screws 1 in. No. 10.....
6337	8406	Rock Shaft Lifting Bracket with two 356C.....
12243	8406	Rock Shaft Lifting Bracket Hook for 5598.....

FOOT LIFTER PARTS

No.	Plate	Name
7125	8406	Rock Shaft Lifting Bracket Hook for 5670.....
356C	22377	Rock Shaft Lifting Bracket Hook Set Screw.....
356C	22377	Rock Shaft Lifting Bracket Set Screw..
2770	8406	" " Stop Dog with 356C.....
356C	22377	" " " " Set Screw.....
4880	8406	Rock Shaft complete, Nos. 2763, 2770, 7125 12243, two each 6337 and 12242....
4881	8406	Treadle.....
4882	22463	" Shaft.....
4883	22463	" Spring.....
4884	8406	" Stand.....
4885	8406	Treadle complete, Nos. 4879, 4881 to 4884 and two wood screws 1 in. No. 10.
2442E	-----	Foot Lifter complete, Nos. 76D, 766D, 802D 1521J, 4880, 4885, 5598, 5670, 12241, 12415, 12416, 16585, 16586 and two 178E.....

KNEE LIFTER PARTS

No.	Plate	Name
5598	22463	Bell Crank.....
56848	-----	" " 5596 with 5599 and 5601....
5599	22463	" " Bracket.....
178E	22377	" " Screw.....
5601	22461	" " Hinge Pin.....
5735	22463	" " Spring.....
5598	22463	Bell Crank complete, Nos. 5735 and 56848
16585	22463	Lifting Lever with 448C.....
12415	22463	" " Connecting Rod.....
12416	22463	" " " " Joint....
76D	22377	" " " " Hinge Screw.....
1521J	22377	Lifting Lever Connecting Rod Lock Nut.
802D	22460	" " Hinge Screw.....
12241	22463	" " Link.....
766D	22377	" " Hinge Screw.....
16586	22463	" " Pin.....
448C	2552	" " Set Screw.....
2763	8406	Rock Shaft.....
12242	22465	" " Hanger with two wood screws 1 in. No. 10.....
2765	8406	Rock Shaft Knee Arm.....
2766	8406	" " " " Hub with 356C....
356C	22377	" " " " Set Screw....
2768	-----	" " " " 2765 with 2766 and 2767.....
2767	8406	Rock Shaft Knee Plate with 356C.....

OBSOLETE PARTS

No.	Plate	Name
2877	----	Driving Attachment Treadle Pitman Rod (upper) for 15130.....
9079	----	Driving Attachment Treadle Pitman Rod Clamp with 354C, use 80223.....
354C	----	Driving Attachment Treadle Pitman Rod Clamp Screw, for 9079.....
15130	----	Driving Attachment Treadle Pitman complete for 15131, Nos. 2762, 2877, 6055, 27637, 27638 and 80223.....
2878	----	Driving Attachment Treadle Stand, for 27642.....
27642	----	Driving Attachment Treadle complete for 14234 and 15131, Nos. 2878, 9082, 27636 and four wood screws 1 in. No. 16.....
15131	----	Driving Attachment Treadle and Pitman complete, Nos. 15130 and 27642, use 126213.....
14234	----	Driving Attachment Treadle and Pitman complete, Nos. 14233 and 27642, use 126213.....
44004	----	Oil Cup, for 44007.....
44007	----	Oil Cup complete, Nos. 44004 to 44006, use 44225.....
19441	----	Presser Bar (hollow) use 20784.....
2062	----	" " Lifter, use 52016.....
24074	----	Shuttle Bobbin Case complete, Nos. 591F, 592E, 2523, 2975, 7553, 15098 and 15141, use 62740.....
15098	----	Shuttle Tension Spring, for 24074.....
4363	----	Throat Plate Spring Side Spring Stop, use 56895.....

Genuine Singer Needles should be used
in Singer Machines.
These Needles and their Containers
are marked with the
Company's Trade Mark "SIMANCO." 1

Needles in Containers marked
"For Singer Machines"
are not Singer made needles. 2

NUMERICAL LIST OF PARTS FOR MACHINES Nos. 44-81 and 44-83

From the library of Diamond Needle Co.

NUMERICAL LIST OF PARTS

No.	Plate	Name
320	8429	Bobbin Winder Frame Hinge Screw, for 16522.....
330	8448	Bobbin Winder Stop Latch Hinge Screw, for 27847.....
61F	22452	Feed Wheel Driver Link Hinge Screw, for 24993.....
650	8674	Driving Arm Pitman Hinge Screw, for 18531.....
750	8674	Bobbin Winder Stop Latch Hinge Screw, for 16522.....
760	22377	Lifting Lever Connecting Rod Joint Hinge Screw, for 16537 and 24426.
950	22452	Shuttle Race Ring Clamp Screw, for 24958.....
130D	22377	Driving Attachment Starting Crank Shaft Bracket Screw, for 16531...
144D	8387	Arm Shaft Screw.....
145D	8448	Shuttle Race Screw.....
151C	8412	Feed Wheel Friction Plate (back) Screw for 24987.....
162F	8674	Bobbin Winder Stop Latch Adjusting Screw, for 16516.....
157J	8412	Feed Lifting Rock Shaft Crank (front) Clamping Screw, for 12376.....
157J	8412	Feed Rock Shaft Crank Clamping Screw, for 29633.....
158E	8399	Bed Frame Cushion Screw, for 24108....
173E	22377	Bell Crank Bracket Screw, for 16587 and 24426.....
180F	22377	Bobbin Winder Spring Screw, for 16522.
183C	8412	Feed Wheel Friction Plate (front) Screw, for 24987.....
183F	8412	Feed Wheel Retaining Clutch Cap Screw, for 24987.....
190J	8387	Roller Presser Screw, for 20724.....
191C	22452	Knife Bar Crank Set Screw, for 24431..
203D	22452	Face Plate Screw.....
208E	8412	Feed Dog Screw, for 44-83 Machine....
208E	8412	Thread Unwinder Thread Guide Rod Screw for 225324.....
210D	8387	Balance Wheel Oil Cover Screw.....
210D	8387	Driving Attachment Balance Wheel Oil Cover Screw, for 16531.....
219F	8387	Throat Plate Needle Guard Screw, for 24571.....
226J	9429	Oscillating Shaft Crank Slide Block Cap Screw, for 19449.....
227J	22461	Knife Grinder Knife Stop Screw, for 125393.....

From the Library of Elizabeth Needle Co.

No.	Plate	Name
237K	22461	Knife Grinder Knife Holder Stop Collar Set Screw, for 27659.....
238D	22460	Throat Plate Cutting Bar Screw, for 16597.....
240D	8412	Feed Wheel Retaining Clutch Spring Screw, for 24987.....
261J	22461	Knife Grinder Knife Regulating Thumb Screw, for 60583.....
286D	-----	Arm Side Cover Thumb Screw, obsolete, use 51224J.....
307C	8412	Feed Lifting Rock Shaft Screw Center, for 56814.....
307C	8412	Feed Rock Shaft Screw Center, for 56814
307C	8412	" Wheel Frame Shaft Screw Center, for 56814.....
310K	22461	Knife Grinder Emery Wheel Shaft Screw Center, for 60583.....
310K	22461	Knife Grinder Knife Holder Guide Bar Bracket Screw Center, for 60583..
313C	8387	Feed Bar Screw Center, for 56813.....
333D	22377	Bobbin Winder Friction Wheel Washer Screw, for 16515.....
335H	22453	Knife Holder Handle Screw, for 24989..
336H	22453	" Screw, for 24989.....
354C	-----	Driving Attachment Treadle Pitman Rod Clamp Screw, for 9079, obsolete..
356C	22377	Rock Shaft Knee Arm Hub Set Screw, for 2766.....
356C	22377	Rock Shaft Knee Plate Set Screw, for 2767.....
356C	22377	Rock Shaft Lifting Bracket Hook Set Screw, for 6337.....
356C	22377	Rock Shaft Lifting Bracket Set Screw, for 6337.....
356C	22377	Rock Shaft Stop Dog Set Screw, for 2770
361C	8674	Driving Attachment Treadle Pitman Rod Clamp Screw, for 80223.....
362C	8674	Driving Attachment Treadle Stop Collar Set Screw, for 2762.....
375C	22452	Feed Connecting Link Hinge Screw.....
375C	22452	" Forked Connection Hinge Screw, for 62526.....
375C	22452	Feed Lifting Rock Shaft Crank Connecting Rod Hinge Screw, for 44-83 Machine.....
386D	22454	Roller Screw, for 1939 and 1969.....
389D	22452	Spool Holder Base Screw.....
418E	22461	Bobbin Winder Tension Screw Stud, for 27308.....
427E	8674	Driving Arm Friction Plug Adjusting Screw, for 16522.....
435C	22452	Driving Attachment Balance Wheel Set Screw, for 16592.....

No.	Plate	Name
435C	22452	Thread Take-up Lever Link Hinge Pin Set Screw.....
446C	8387	Feed Cam and Feed Lifting Eccentric Set Screw, for 12197.....
446C	8387	Feed Eccentric Set Screw, for 62507..
446C	2552	Arm Shaft Flanged Bushing (back) Set Screw.....
446C	2552	Balance Wheel Set Screw, for 24296...
446C	2552	Driving Arm Pitman Crank Spring Adjusting Collar Set Screw, for 24528.....
446C	2552	Lifting Lever Pin Set Screw, for 16585
446C	2552	Needle Bar Crank Set Screw, for 16569
446C	2552	Oscillating Rock Shaft Hinge Pin Set Screw.....
446C	2552	Thread Take-up Spring Regulator Set Screw.....
453C	8412	Feed Wheel Frame Set Screw, for 44103
453C	8412	Needle Bar Connecting Stud Set Screw, for 12384.....
453C	8412	Oscillating Shaft Crank Set Screw, for 44135.....
453C	8412	Presser Bar Guide Bracket Set Screw, for 12326.....
456C	22454	Roller Arm Bracket Position Collar Set Screw, for 20725.....
457C	8429	Oscillating Shaft Crank Set Screw, for 19447.....
462C	8412	Feed Lifting Rock Shaft Crank (back) Set Screw, for 16556.....
591F	8448	Shuttle Tension Regulating Screw, for 24074 and 62740.....
592E	8448	Shuttle Bobbin Case Latch Stop Screw, for 24074 and 62740.....
597C	8674	Driving Attachment Shaft Driving Pulley Clamping Screw, for 27072
620F	22452	Needle Bar Thread Guard Set Screw, for 24403.....
621D	22453	Knife Bar Lifting Spring Guide Bracket Screw, for 24988.....
624C	22454	Thread Retainer Set Screw.....
647C	22453	Knife Bar Driving Crank Bracket Screw
662D	22452	Shuttle Race Cap Screw, for 62580....
688J	22464	Pressure Regulating Thumb Screw.....
689C	8429	Presser Bar Lifter Screw.....
690E	2552	Thread Take-up Crank Wedge Screw.....
691F	22459	Throat Plate Screw.....
692D	22460	Driving Attachment Bracket Screw, for 16531.....
693D	8439	Driving Arm Hinge Screw, for 16522...
705H	22453	Knife Clamping and Stripper Stop Screw, for 24999.....

NUMERICAL LIST OF PARTS

No.	Plate	Name
725E	22377	Shuttle Race Slide Spring Screw, for 12432.....
725D	22377	Throat Plate Spring Slide Spring Stop Screw, for 16597 and 24571.....
743C	2552	Needle Bar Crank Position Screw, for 16569.....
748E	8387	Arm Screw (back).....
766D	22377	Lifting Lever Link Hinge Screw, for 16587 and 24426.....
775E	22452	Thread Take-up Lever Cap Screw.....
794E	2552	Needle Bar Connecting Link Adjusting Screw, for 12382.....
802D	22460	Lifting Lever Hinge Screw, for 16587 and 24426.....
803C	22377	Driving Arm Pitman Crank Adjusting Screw, for 16520.....
818D	8412	Feed Regulator Thumb Screw, for 62810
861D	22377	Driving Friction Pulley Oil Hole Plug Screw, for 16594.....
868E	8387	Arm Screw (front).....
896E	8387	Hole Stop Screw.....
899J	22461	Crank Connecting Rod Cap Screw, for 20197.....
907D	8448	Knife Grinder Knife Clamping Screw, for 126393.....
908C	8387	Shuttle Race Back Spring Screw, for 24968.....
966E	8412	Crank Connecting Rod Hinge Screw.....
970D	8399	Feed Lifting Rock Shaft Crank Connecting Rod Cap Screw, for 43976
987E	22454	Bed Frame Thumb Screw, for 24108.....
988C	8429	Roller Arm Bracket Screw Stud, for 24445.....
1072F	22452	Oscillating Shaft Crank Slide Block Screw Stud, for 19449.....
1128E	8412	Needle Set Screw, for 24403.....
1161F	22459	Feed Regulator Hinge Screw.....
1162C	22453	Throat Plate Cutting Bar Screw for 24571.....
1266C	8448	Knife Bar Crank Coupling Pin, for 24432.....
1508C	3674	Shuttle Driver Set Screw, for 24552..
1508J	8674	Driving Arm Friction Plug Adjusting Screw Nut, for 16522.....
1513J	8412	Knife Grinder Emery Wheel Clamping Nut, for 60934.....
1513J	8412	Feed Lifting Rock Shaft Screw Center Nut, for 56814.....
1513J	8412	Feed Rock Shaft Screw Center Nut, for 56814.....
1513J	8412	Feed Wheel Frame Shaft Screw Center Nut, for 56814.....

NUMERICAL LIST OF PARTS

No.	Plate	Name
1516J	22461	Knife Grinder Emery Wheel Shaft Screw Center Nut, for 60583.....
1516J	22461	Knife Grinder Knife Holder Guide Bar Bracket Screw Center Nut, for 60583.....
1518J	8412	Feed Connecting Link Hinge Screw Nut.
1518J	8412	" Forked Connection Hinge Screw Nut, for 62526.....
1518J	8412	Feed Lifting Rock Shaft Crank Connecting Rod Hinge Screw Nut, for 44-83 Machine.....
1518J	8412	Oscillating Shaft Crank Slide Block Screw Stud Nut, for 19447, 44135 and 62804.....
1519J	8387	Feed Bar Screw Center Nut, for 56813.
1520J	8429	Driving Arm Pitman Crank Adjusting Screw Nut, for 16520.....
1520J	8429	Feed Wheel Frame Adjusting Screw Nut, for 24937.....
1520J	8429	Presser Bar Lifter Screw Nut.....
1521J	22377	Lifting Lever Connecting Rod Lock Nut for 16587 and 24426.....
1528J	22454	Roller Screw Nut, for 1839 and 1869..
1560J	22377	Bobbin Winder Stop Latch Adjusting Screw Nut, for 16516.....
1560C	22454	Tension Regulating Thumb Nut, for 44141.....
1562J	22461	Bobbin Winder Tension Regulating Thumb Nut, for 27308.....
1564D	22453	Knife Bar Crank Coupling Pin Head, for 24432.....
1579C	8439	Driving Arm Hinge Screw Nut, for 16522
1619J	8387	Crank Connecting Rod Hinge Screw Nut.
1620J	22461	Bobbin Winder Frame Hinge Screw Nut, for 27647.....
1655E	22452	Feed Wheel Driver Link Hinge Screw Nut (for driver) for 24993.....
1813	8412	Feed Lifting Rock Shaft Crank (front) Roller and Stud, for 12376.....
1839	22454	Roller, 1 1/4 in. diam., 9/64 in. face coarse, with 386D and 1528J, for 24991.....
1869	-----	Roller, 1 1/4 in. diam., 9/64 in. face fine, with 386D and 1528J, for 24992.....
1904	2552	Needle Bar Connecting Stud Roller (roller only) for 12384.....
2022	8674	Driving Arm Pitman Crank Pin, for 24530.....
2022	8674	Driving Attachment Starting Crank Pin for 24530.....
2022	9874	Knife Bar Crank Pin, for 24433.....

NUMERICAL LIST OF PARTS

No.	Plate	Name
2049	22377	Oscillating Shaft Crank Pin, for 62831
2049	22377	Shuttle Driver Pin.....
2062	-----	Presser Bar Lifter, obsolete, use 52016
2102	3471	Bobbin Winder Tension Disc, for 225462
2102	3471	Tension Disc, for 44118.....
2106	22461	Bobbin Winder Tension Thread Guide, for 27308.....
2252	8412	Feed Wheel Friction Plate (front) for 24987.....
2254	8412	Feed Wheel Retaining Clutch, for 24987
2255	8412	" " " Cap, for 24987.....
2256	8412	Feed Wheel Retaining Clutch Spring, for 24987.....
2265	8412	Feed Wheel Driver Spring, for 24993..
2266	8412	" " " Hook, for 44101.....
2269	22461	Bobbin Winder Stop Latch Stop Pin, for 16518.....
2291	22453	Knife Screw Washer, for 24989.....
2297	22453	" Bar Crank Coupling Pin Spring, for 24432.....
2328	22460	Throat Plate Spring Slide, for 16597.
2330	22459	" " " Spring, for 16597 and 24571.....
2455	22461	Bobbin Winder Tension Disc, for 27308.
2523	22453	Knife Bar Lifting Spring Guide Pin, for 24906.....
2523	22453	Shuttle Bobbin Case Position Finger Rivet, for 24074 and 62740.....
2532	8448	Shuttle Race Back Position Pin, for 62580.....
2533	22458	Shuttle Race Back Spring, for 24968..
2653	22453	Knife Holder Guide Plate Rivet, for 24399.....
2654	22453	Knife Holder Stop Stud, for 24397....
2656	22453	" Stripper Pressure Spring, for 24989.....
*2657	-----	Knife Stripper Spring Blade, for 4595
2658	-----	" " " Rivet, for 4595.....
2762	22457	Driving Attachment Treadle Stop Collar with 362C, for 14233 and 15130.....
2763	8406	Rock Shaft, for 2777 and 4880.....
2765	8406	" " " Knee Arm, for 2768.....
2766	8406	" " " Hub with 356C, for 2768.....
2767	8406	Rock Shaft Knee Plate with 356C, for 2768.....
2768	-----	Rock Shaft Knee Arm 2765 with 2766 and 2767, for 2777.....

NUMERICAL LIST OF PARTS

No.	Plate	Name
2770	8406	Rock Shaft Stop Dog with 356C, for 2777 and 4880.....
2777	8406	Rock Shaft complete for 16587, Nos. 2763, 2768, 2770, 2778, 6337 and two 12242.....
2778	8406	Rock Shaft Lifting Bracket Hook, for 2777.....
2877	-----	Driving Attachment Treadle Pitman Rod (upper) for 15130, obsolete.....
2878	-----	Driving Attachment Treadle Stand, for 27642, obsolete.....
2907	22459	Throat Plate Cutting Bar, for 1/32 in. to 3/32 in. gauges, for 24571.
2928	8474	Driving Arm Brake (leather) for 16518
2973	8448	Shuttle Bobbin Case Latch Lever, for 15141.....
2974	22452	Shuttle Bobbin Case Latch Lever Ful- crum Pin, for 15141.....
2975	22452	Shuttle Bobbin Case Latch Spring, for 24074 and 62740.....
2998	8448	Shuttle Bobbin, for 19292.....
3033	22452	Feed Connecting Link, for 62526.....
3059	22462	" Regulator, for 44-83 Machine....
3093	8412	" Lifting Rock Shaft Crank (back) Pin, for 16588.....
3093	8412	Oscillating Shaft Crank Pin.....
3094	2552	Thread Take-up Crank Wedge.....
3114	8412	Feed Wheel Friction Plate (back) for 24987.....
4307	22458	Shuttle Race Slide Spring, for 12432 and 24193.....
4352	22452	Shuttle Race Slide Spring Rivet, for 24193.....
4363	-----	Throat Plate Spring Slide Spring Stop obsolete, use 56895.....
*4594	-----	Knife Stripper, for 4595.....
4595	22453	Knife Stripper complete, for 24989, Nos. 2657, 2658 and 4594.....
4784	22452	Oscillating Rock Shaft Oil Pad, for 24105.....
4822	8438	Wrench, for 1521 and 1528 (Accesso- ries).....
4879	22463	Chain Connecting Link, for 4885.....
4880	8406	Rock Shaft complete for 24426, Nos. 2763, 2770, 7125, 12243, two each 6337 and 12242.....
4881	8406	Treadle, for 4885.....
4882	22463	" Shaft, for 4885.....
4883	22463	" Spring, for 4885.....
4884	8406	" Stand, for 4885.....
4885	8406	Treadle complete for 24426, Nos. 4879, 4881 to 4884 and two wood screws 1 in. No. 16.....

NUMERICAL LIST OF PARTS

No.	Plate	Name
5596	22463	Bell Crank, for 56848.....
5598	22463	Bell Crank complete for 16587 and 24426, Nos. 5735 and 56848.....
5599	22463	Bell Crank Bracket, for 56848.....
5601	22461	" " Hinge Pin, for 56848.....
5670	-----	Chain, length 26 in. to 35 in. with 56864 and 56865, for 24426.....
5735	22463	Bell Crank Spring, for 5598.....
5960	8439	Bobbin Winder Friction Wheel (leather) for 16515.....
5961	8439	Bobbin Winder Friction Wheel Washer, for 16515.....
5963	8439	Bobbin Winder Spindle Flange, for 16515.....
6055	8399	Driving Attachment Treadle Pitman Rod (lower) Spring Washer, for 14233 and 15130.....
6055	8399	Machine Hinge Bolt Nut Washer, for 44180 (Accessories).....
6337	8406	Rock Shaft Lifting Bracket with two 356C, for 2777 and 4880.....
7125	8406	Rock Shaft Lifting Bracket Hook, for 4880 and 5670.....
7236	8429	Thread Take-up Spring Regulator, for 44118.....
7553	22452	Shuttle Bobbin Case Position Finger, for 24074 and 62740.....
7958	8674	Driving Attachment Balance Wheel (friction Ring Stop Pin, for 16592.....
8418	8399	Belt Guard Button, for 8420.....
8419	8399	" " Washer (leather) for 8420.....
8420	-----	Belt Guard Button 8418 with 8419 and wood screw 1 1/4 in. No. 9 R.H.B for 41931.....
8582	8387	Arm Dowel Pin.....
8908	8438	Wrench for 1519, 1520, 1620 and 1655 (Accessories).....
8909	8438	Wrench for 1513, 1518 and 51581 (Accessories).....
9079	-----	Driving Attachment Treadle Pitman Rod Clamp with 354C, obsolete, use 80223.....
9082	-----	Driving Attachment Treadle Bearing Cotter Pin, for 27642, obsolete.....
9261	8399	Bed Frame Hinge Connection Pin, for 24108.....
10141	22461	Bobbin Winder Tension Spring, for 27308.....
10236	8674	Driving Friction Pulley Center Bearing, for 16594.....

NUMERICAL LIST OF PARTS

No.	Plate	Name
11104	-----	Arm Shaft Bushing (front) for 24985..
11119	8387	" Oil Tube 15783 with 52045, for oiling 12408 and 16569.....
11167	22458	Presser Bar Spring (light) .051 wire.
11170	8429	" " Washer.....
11204	22456	Thread Take-up Lever Link Hinge Pin..
11241	22457	Bobbin Winder Spool Washer (cloth) for 27308.....
12123	22463	Feed Forked Connection, for 44-83 Machine.....
12139	22458	Presser Bar Spring (medium) .055 wire
12149	2552	Tension Thread Guard.....
12150	8387	Face Plate Thread Guard (lower) 44181 with 12152, for 24394.....
12152	8387	Face Plate Thread Guard (lower) Rivet for 12150.....
12166	22452	Thread Take-up Lever Hinge Pin, for 12410.....
12170	8439	Bobbin Winder Spring, for 16522.....
12178	8674	Driving Arm Friction Plug (wood) for 16522.....
12189	22464	Driving Attachment Starting Crank, for 24530.....
12193	22455	Arm Side Cover.....
12197	22463	Feed Cam and Feed Lifting Eccentric with 446C, for 44-83 Machine....
12241	22463	Lifting Lever Link, for 16587 and 24426.....
12242	22465	Rock Shaft Hanger with two wood screws 1 in. No. 10, for 2777 and 4880.....
12243	8406	Rock Shaft Lifting Bracket Hook, for 4880 and 5598.....
12326	8429	Presser Bar Guide Bracket with 453C..
12327	8429	" " Lifting and Releasing Lever Bracket.....
12329	22454	Tension Releasing Lever Spring.....
12357	22455	Arm Shaft Flanged Bushing (back)....
12361	8399	Machine Hinge Connection, for 44140 and 44180 (Accessories).....
12368	22462	Feed Bar, for 44-83 Machine.....
12376	22462	" Lifting Rock Shaft Crank (front) with 157J and 1813, for 16588...
12382	2552	Needle Bar Connecting Link with 794E, for 43997.....
12383	-----	Needle Bar Connecting Stud, for 12384.
12384	2552	Needle Bar Connecting Stud complete, for 43997, Nos. 453C, 1904 and 12383.....
12388	22457	Oscillating Rock Shaft Hinge Pin, for 24105.....
12393	8448	Shuttle Body, for 19292.....

NUMERICAL LIST OF PARTS

No.	Plate	Name
12398	22454	Tension Releasing Lever Hinge Pin....
12404	2552	Thread Take-up Crank.....
12405	8399	Machine Rest (felt) Accessories.....
12408	2552	Thread Take-up Lever, for 12410.....
12409	2552	" " " Link, for 12410.
12410	-----	Thread Take-up Lever complete, Nos. 12166, 12408 and 12409.....
12415	22463	Lifting Lever Connecting Rod, for 16587 and 24426.....
12416	22463	Lifting Lever Connecting Rod Joint, for 16587 and 24426.....
12424	8429	Oscillating Shaft Crank Slide Block Cap Screw Washer, for 19449.....
12429	22456	Feed Forked Connection, for 62526....
12431	-----	Shuttle Race Slide, for 12432.....
12432	22462	Shuttle Race Slide complete, for 44-83 Machine, Nos. 4307, 12431 and two 725E.....
12453	8387	Arm Oil Tube, for intermediate bearing
12454	8387	" " " with 132590, for oiling 12409.....
14081	22465	Driving Attachment Treadle Pitman Rod (upper) for 14233.....
14233	22465	Driving Attachment Treadle Pitman complete for 14234 and 126213, Nos. 2762, 6055, 14081, 27637, 80223 and 150208.....
14234	-----	Driving Attachment Treadle and Pitman complete, Nos. 14233 and 27642, ob- solete, use 126213.....
15072	22461	Bobbin Winder Bobbin Position Pin, for 15077 and 27532.....
15077	8439	Bobbin Winder Spindle with 15072, for 16515.....
15098	-----	Shuttle Tension Spring, for 24074, ob- solete.....
15130	-----	Driving Attachment Treadle Pitman complete for 15131, Nos. 2762, 2877 6055, 27637, 27638 and 80223, ob- solete.....
15131	-----	Driving Attachment Treadle and Pitman complete, Nos. 15130 and 27642, ob- solete, use 126213.....
15132	8674	Driving Arm Brake Rivet, for 16518...
15140	8448	Shuttle Bobbin Case Latch, for 15141.
15141	8448	" " " Hinge Nos. 2973, 2974 and 15140, for 24074 and 62740.....
15143	22459	Throat Plate Spring Slide, for 24571.
15212	22453	Knife, 5/32 in. cutting edge, for 24989.....

NUMERICAL LIST OF PARTS

No.	Plate	Name
15278	8448	Shuttle Tension Spring, for 62740....
15404	-----	Trade Mark, for 24985.....
15405	-----	" " Rivet, for 24985.....
15490	-----	Throat Plate Body, for 24571.....
15783	8387	Arm Oil Tube, for 11119.....
16504	22465	Feed Lifting Rock Shaft, for 16588...
16508	22465	" Rock Shaft, for 24376.....
16509	22465	Oscillating Shaft, for 62831.....
16511	22465	Arm Shaft.....
16514	8439	Bobbin Winder Frame, for 16515.....
16515	8439	Bobbin Winder Frame complete for 16522, Nos. 333D, 5960, 5961, 5963, 15077 and 16514.....
16518	8439	Bobbin Winder Stop Latch with 152F and 1550J, for 16522.....
16518	22465	Driving Arm with 2269, 2928 and two 15132, for 16522.....
16519	22465	Driving Arm Pitman, for 16531.....
16520	8439	" " " Crank with 803C and 1520J, for 24530.....
16521	8439	Driving Arm Pitman Crank Spring, for 24530.....
16522	-----	Driving Arm complete for 16531, Nos. 32D, 75D, 180F, 427E, 693D, 1508C, 1579C, 12170, 12178, 16515, 16516, 16518, 16530 and 27303.....
16524	22464	Driving Attachment Balance Wheel (friction) Ring (leather) for 16592.....
16525	22464	Driving Attachment Starting Crank Shaft, for 24530.....
16528	22363	Driving Attachment Drip Pan with four 1 in. wire nails, for 44-83 Ma- chine.....
16530	8439	Driving Attachment Bracket, for 16522
16531	-----	Driving Attachment with Bobbin Winder and Treadle complete, Nos. 210D, 692D, 16519, 16522, 16592, 16594, 24355, 24530, 27072, 27308, 126213, two 65D and three 130D.....
16558	8412	Feed Lifting Rock Shaft Crank (back) with 462C, for 16588.....
16580	22460	Feed Dog, 10 teeth (16 teeth to the inch) for 16597, for 44-83 Ma- chine.....
16583	22457	Knife Bar Driving Crank (forked) for 24433.....
16584	22457	Knife Bar Driving Crank Bracket, for 24433.....
16589	22457	Needle Bar Crank (eccentric) with 448C and 743C.....
16585	22463	Lifting Lever with 448C, for 16587 and 24426.....

No.	Plate	Name
16586	22463	Lifting Lever Pin, for 16587 and 24425
16587	-----	Knee Lifter complete (power table) Nos. 76D, 766D, 802D, 1521J, 2777, 5598, 12241, 12415, 12416, 16585, 16586 and two 178E.....
16588	-----	Feed Lifting Rock Shaft complete, for 44-83 Machine, Nos. 3093, 12376, 16504 and 16556.....
16592	22465	Driving Attachment Balance Wheel (friction) with 7958, 16524 and two 435C, for 16531.....
16594	22465	Driving Friction Pulley, 2 5/16 in. diam., with 861D and 10236, for 16531.....
*16596	-----	Bed, for 44-83 Machine.....
16597	22460	Throat Plate complete, for 16560, 24392 and 24951, or 44-83 Machine, Nos. 725D, 2328, 2330, 16599, 56895, 62628 and two 238D.....
16599	22460	Throat Plate Cutting Bar 1/32 in. to 3/32 in. gauges, for 16597.....
19221	8438	Wrench, for 1619 (Accessories).....
19288	22465	Feed Wheel Frame Shaft, for 24993....
19292	8448	Shuttle, 1 11/16 in. diam., Nos. 2996, 12393 and 62740.....
19441	-----	Presser Bar (hollow) obsolete, use 20784.....
19442	22454	Roller Arm Bracket, for 20724.....
19444	22454	" " " Spring, for 24445....
19445	22454	" " " " Fin, for 24445.....
19446	22454	Roller Arm Bracket Spring Stud, for 24445.....
19447	8429	Oscillating Shaft Crank complete, Nos. 457C, 1519J, 19449 and 19496.....
19448	8429	Oscillating Shaft Crank Slide Block, for 19449.....
19449	-----	Oscillating Shaft Crank Slide Block complete for 19447, 44135 and 62804, Nos. 226J, 988C, 12424 and 19448.....
19496	-----	Oscillating Shaft Crank, for 19447....
20023	22458	Presser Bar Spring (heavy) .063 wire.
20197	22455	Crank Connecting Rod with two 396E....
20724	-----	Presser Bar complete, Nos. 190J, 19442, 20725, 20784 and 24445.....
20725	22454	Roller Arm Bracket Position Collar with 456C, for 20724.....
20784	22458	Presser Bar (hollow) for 20724.....
21202	22452	Shuttle Race Ring Clamp Friction Spring, for 24968.....
22003	22457	Wrench, for 1550.....

No.	Plate	Name
23258	8674	Driving Attachment Treadle Bracket (left) Hook Friction Washer, for 126206.....
24062	22458	Shuttle Race Back, for 24968.....
24074	-----	Shuttle Bobbin Case complete, Nos. 591F 592E, 2523, 2975, 7553, 15098 and 15141, obsolete, use 62740.....
24075	22457	Oil Cup Extension Post, for 44005....
24079	8407	Drip Pan, for 44-83 Machine.....
24080	22363	" " with four 1 in. wire nails, for 44-81 Machine.....
*24104	22457	Oscillating Rock Shaft, for 24105....
24105	-----	Oscillating Rock Shaft complete, Nos. 4784, 12388 and 24104.....
24106	8399	Bed Frame Cushion (felt) for 24108...
24107	8399	" " Hinge Connection, for 24108
24108	8403	Bed Frame complete, Nos. 970D, two each 9261, 24107, four each 158E, 24106 and six wood screws 1 1/4 in. No. 12.....
24122	22453	Knife Bar Lifting Spring.....
24123	22453	" " " " Case.....
*24124	-----	" " " " Guide, for 24906.....
*24125	-----	Knife Bar Lifting Spring Guide Brack- et, for 24906.....
24126	22453	Knife Holder Handle, for 24989.....
24130	22452	Needle Bar Thread Guard, for 24403...
24131	8387	Arm Oil Tube with 52045, for oiling 12197 and 62507.....
24192	-----	Shuttle Race Slide, for 24193.....
24193	22458	Shuttle Race Slide complete for 24993 Nos. 4307, 24192 and two 4352....
24296	22465	Balance Wheel (power) light rim, 2 3/16 in. pulley with two 442C.
24297	22455	Balance Wheel Oil Cover.....
24338	22363	Driving Attachment Drip Pan with four 1 in. wire nails, for 44-81 Ma- chine.....
24355	8439	Driving Attachment Balance Wheel Oil Cover, for 16531.....
24376	-----	Feed Rock Shaft complete, for 44-83 Machine, Nos. 16506 and 29633.....
24392	22480	Feed Dog, 8 teeth (12 teeth to the inch) for 16597, for 44-83 Ma- chine.....
24393	-----	Face Plate, for 24394.....
24394	22455	Face Plate complete, Nos. 12150, 24393 and 45720.....
24397	22457	Knife Bar with 2654, for 24988.....
24399	22453	" Holder with 24400, 24401 and three 2653, for 24989.....

NUMERICAL LIST OF PARTS

No.	Plate	Name
*24400	-----	Knife Holder Guide Plate (back) for 24399.....
*24401	-----	Knife Holder Guide Plate (front) for 24399.....
24403	22457	Needle Bar (hollow) with 620F, 1072F and 24130.....
24426	-----	Foot Lifter complete, Nos. 76D, 766D, 802D, 1521J, 4880, 4885, 5598, 5670, 12241, 12415, 12416, 16585, 16586 and two 178E.....
24431	22457	Knife Bar Crank with 191C, for 24432..
24432	-----	Knife Bar Crank complete for 24433, Nos. 1162C, 1564D, 2297 and 24431..
24433	-----	Knife Bar Driving Crank Bracket complete, Nos. 2022, 16563, 16564 and 24432.....
24445	-----	Roller Arm Bracket Spring Stud complete for 20724, Nos. 987E and 19444 to 19446.....
24528	8439	Driving Arm Pitman Crank Spring Adjusting Collar with three 448C, for 24529.....
24529	22464	Driving Attachment Starting Crank Shaft Bracket with 24528, for 24530.....
24530	-----	Driving Attachment Starting Crank Shaft Bracket complete for 16531 Nos. 12189, 16520, 16521, 16525, 24529 and two 2022.....
*24551	-----	Shuttle Driver, for 24552.....
24552	22458	" " 24551 with two 1266C, for 62831.....
24570	22459	Throat Plate Needle Guard, for 24571.
24571	22459	Throat Plate complete for 24993, for 44-81 Machine, Nos. 219F, 725D, 2330, 2907, 15143, 15490, 24570, 56895 and two 1161F.....
24898	22456	Feed Wheel, coarse teeth, for 24987..
24899	-----	" " fine teeth, for 24987....
24906	22453	Knife Bar Lifting Spring Guide 24124 with 2523 and 24125, for 24988..
24908	8407	Drip Pan with two wood screws 1/2 in No. 5 R.H.B., for 24108.....
24945	22465	Feed Rock Shaft, for 24946.....
24946	-----	Feed Rock Shaft complete, for 44-8 Machine, Nos. 24945 and 29633....
24951	8412	Feed Dog, 15 teeth (24 teeth to the inch) for 16597, for 44-83 Machine.....
24963	-----	Shuttle Race Body, for 62580.....
24964	22458	" " Cap, for 62580.....
24965	22458	" " Ring, for 24963.....

NUMERICAL LIST OF PARTS

No.	Plate	Name
24966	22458	Shuttle Race Ring Clamp (left) for 24968.....
24967	22458	Shuttle Race Ring Clamp (right) for 24968.....
24968	22458	Shuttle Race (sectional) complete Nos. 907D, 2533, 24062, 24965 to 24967, 62580 and two each 85D and 21202.....
*24985	-----	Arm with 11104, 15404 and two 15405...
*24986	-----	Bed, for 44-81 Machine.....
24987	-----	Feed Wheel Frame complete for 24993, Nos. 151C, 183C, 183F, 240D, 2252, 2254 to 2256, 3114, 24898 or 24899 44103, 50295C and two 1520J.....
24988	-----	Knife Bar complete, Nos. 621D, 24397, 24906 and 24989.....
24989	-----	Knife Holder complete for 24988, Nos. 336H, 705H, 2291, 2656, 4595, 15212, 24126, 24399, 50123D and two 335H.
24990	22454	Roller Arm, for 24991 and 24992.....
24991	22454	Roller Presser complete 1 1/4 in. coarse roller, Nos. 1839 and 24990.....
24992	-----	Roller Presser complete, 1 1/4 in. fine roller, Nos. 1869 and 24990.....
24993	-----	Wheel Feed complete, for 44-81 Machine Nos. 1655E, 2265, 19268, 24193, 24571 24987, 44101, 44102, 62507 and two 61F.....
26026	8438	Screw Driver (machine) Accessories...
26485	8438	" " (shuttle tension) Accessories.....
27072	22400	Driving Attachment Shaft Driving Pulley (sectional, grooved) 12 in. diam., 1 3/16 in. bore with two 597C, for 16531.....
27302	8440	Bobbin Winder Frame, for 27647.....
27303	22481	" " Spring, for 27647
27303	22461	" " Stop Latch Spring, for 16522.....
27306	8440	Bobbin Winder Spool Pin, for 27308...
27307	8440	" " Stand, for 27308.
27308	8440	Bobbin Winder Spool Stand complete for 16531 and 27544, Nos. 418E, 1562J, 2106, 10141, 11241, 27306, 27307, two each 2455 and wood screws 1 in. No. 10.....
27312	8440	Bobbin Winder Stop Latch, for 27647..
27323	22463	Knife Grinder Knife Holder Guide Bar, for 60583.....
27538	8440	Bobbin Winder Spindle 27849 with 15072, 27850 and 41828, for 27647.

NUMERICAL LIST OF PARTS

No.	Plate	Name
27540	8440	Bobbin Winder Base, for 27647.....
27541	8440	" " Pulley, for 27647.....
27544	-----	Bobbin Winder (swinging automatic, right hand) complete for 2996, for stand, Nos. 27308 and 27647.....
27564	1104	Knife Grinder Frame with 27574, for 60583.....
27565	1104	Knife Grinder Emery Wheel 2 in. diam., for 60934.....
27567	8440	Knife Grinder Emery Wheel Shaft, for 60934.....
27568	22461	Knife Grinder Emery Wheel Shaft Oil Hole Cover (rubber) for 60583....
27569	8440	Knife Grinder Emery Wheel Shaft Pulley for 60934.....
27572	1104	Knife Jrinder Knife Holder Guide Bar Bracket with 27574, for 60583....
27573	22461	Knife Grinder Knife Holder Guide Bar Bracket Spring, for 60583.....
27574	22461	Knife Grinder Knife Holder Guide Bar Bracket Spring Hook, for 27564 and 27572.....
27636	-----	Driving Attachment Treadle, for 27642.
27637	22465	" " Pitman Rod (lower) for 14233 and 15130.....
27638	-----	Driving Attachment Treadle Pitman Rod (lower) Spring, for 15130, obsolete
27642	-----	Driving Attachment Treadle complete for 14234 and 15131, Nos. 2878, 9082, 27636 and four wood screws 1 in. No. 16, obsolete.....
27647	22464	Bobbin Winder, for 27544, Nos. 35D, 1620J, 27302, 27303, 27312, 27538, 27540, 27541, 50356D and two wood screws 1 in. No. 7.....
27659	22461	Knife Grinder Knife Holder Stop Collar with 237K, for 60583.....
27660	22461	Knife Grinder Knife Position Pin, for 126393.....
27661	-----	Knife Grinder complete, Nos. 27662, 60583 126393 and three wood screws 1 in. No. 10.....
27662	1104	Knife Grinder Wrench, for 1508 and 1516 for 27661.....
27739	8405	Thread Unwinder Thread Cone (wood) for large cones, for 225260.....
27822	8429	Knife Grinder Emery Wheel Clamping Nut Washer, for 60934.....
*27849	-----	Bobbin Winder Spindle, for 27538.....
*27850	-----	" " Collar, for 27538
29599	-----	Arm Oil Tube Packing (felt) obsolete, use 52045.....
29633	8412	Feed Rock Shaft Crank with 157J, for 24376 and 24946.....
32572	22454	Tension Releasing Disc, for 44118.....

NUMERICAL LIST OF PARTS

No.	Plate	Name
32574	22454	Tension Releasing Pin, for 44118.....
41400	8438	Machine Rest Pin (wood) 3 1/8 in. long (Accessories).....
41828	22461	Bobbin Winder Spindle Collar Pin, for 27538.....
41929	8408	Belt Guard, for 41931.....
41930	8399	" " Hinge, for 41931.....
41931	-----	Belt Guard complete, Nos. 8420 41929, two 41930 and four wood screws 3/4 in. No. 9.....
43944	22457	Tension Releasing Lever.....
43945	22454	" Spring, for 44118.....
43946	2552	Thread Take-up Spring, for 44118.....
43978	22462	Feed Lifting Rock Shaft Crank Connecting Rod with two 966E, for 44-83 Machine.....
43997	-----	Needle Bar Connecting Link 12382 with 12364.....
44004	-----	Oil Cup, for 44007, obsolete.....
44005	-----	" " Extension 44214 with 24075, for 44007 and 44223.....
44006	22457	Oil Cup Packing (felt) for 44007 and 44225.....
44007	-----	Oil Cup complete, Nos. 44004 to 44006, obsolete, use 44225.....
44101	22456	Feed Wheel Driver with 2266, for 24993
44102	22452	" " Link, for 24993....
44103	22456	" " Frame with 453C, for 24987
44118	-----	Tension complete, Nos. 7336, 32572, 32574 43945, 43946, 44141 and two 2102..
44134	-----	Oscillating Shaft Crank, for 44135...
44135	8429	Oscillating Shaft Crank complete, for 44-81 Machine, Nos. 1518J, 19449, 44134 and two 453C.....
44139	8399	Machine Hinge Plate, for 44140 and 44180 (Accessories).....
44140	-----	Machine Hinge complete, Nos. 12361, 44139 and wood screw 1 1/4 in. No. 14 (Accessories).....
44141	-----	Tension Screw Stud 50327C with 1560C, for 44118.....
44180	-----	Machine Hinge complete, Nos. 6055, 12361 44139 and 51075E (Accessories)..
44181	-----	Face Plate Thread Guard (lower) for 12150.....
44214	22457	Oil Cup Extension, for 44005.....
44222	22457	" " for 44223.....
44223	-----	" " 44222 with 44005, for 44225..
44224	22457	" " Thread Retainer, for 44225...
44225	22457	Oil Cup complete, Nos. 44006, 44223 and 44224.....
45720	22452	Face Plate Thread Guard (upper) with 125373, for 24394.....

From the Library of Diamond Needle Corp

NUMERICAL LIST OF PARTS

No.	Plate	Name
46681	22464	Driving Attachment Treadle Bracket (right) for 60502.....
50123D	22453	Knife Holder Screw, for 24989.....
50295C	22452	Feed Wheel Frame Adjusting Screw, for 24987.....
50327C	22454	Tension Screw Stud, for 44141.....
50356D	22461	Bobbin Winder Frame Hinge Screw, for 27647.....
51075E	8399	Machine Hinge Bolt with 51581E, for 44180 (Accessories).....
51224J	8387	Arm Side Cover Thumb Screw.....
51581E	22461	Machine Hinge Bolt Nut, for 51075 (Accessories).....
52016	22458	Presser Bar Lifter.....
52045	8387	Arm Oil Tube Packing (wick) for 11119 and 24131.....
52046	22456	Spool Holder Base, for 52047.....
52047	22456	Spool Holder complete, Nos. 52046, 200079H and 204296.....
52454	22454	Thread Retainer.....
56813	-----	Feed Bar Screw Center 313C with 1519J for 44-83 Machine.....
56814	-----	Feed Lifting Rock Shaft Screw Center 307C with 1513J, for 44-83 Machine.....
56814	-----	Feed Rock Shaft Screw Center 307C with 1513J.....
56814	-----	Feed Wheel Frame Shaft Screw Center 307C with 1513J.....
56848	-----	Bell Crank 5596 with 5599 and 5601, for 5598.....
56864	22463	Chain Hook (large) for 5670.....
56865	22463	" " (small) for 5670.....
56895	22459	Throat Plate Spring Slide Spring Stop (oval) for 16597 and 24571.....
60502	-----	Driving Attachment Treadle Bracket (right) 46681 with two wood screws 1 in. No. 14, for 126209.....
*60583	5918	Knife Grinder, Nos. 261J, 27323, 27564, 27572, 27573, 27659, 60934, two 27568 and four each 310K and 1516J, for 27661.....
60934	-----	Knife Grinder Emery Wheel Shaft 2756 with 1508J, 27565, 27569 and 2782 for 60583.....
62507	22455	Feed Eccentric with 446C, for 24993.....
62508	22456	" Regulator, for 62810.....
62526	-----	" Forked Connection 12429 with 3033, 62810 and two each 375C and 1518J, for 44-81 Machine.....
*62580	-----	Shuttle Race Body 24963 with 2496 and two each 662D and 2532, for 24968.....

NUMERICAL LIST OF PARTS

No.	Plate	Name
62626	-----	Throat Plate Body, for 16597.....
*62739	-----	Shuttle Bobbin Case, for 62740.....
62740	8448	Shuttle Bobbin Case complete for 19292, Nos. 591F, 592E, 2523, 2975, 7553, 15141, 15278 and 62739.....
62803	-----	Oscillating Shaft Crank, for 62804.....
62804	22460	Oscillating Shaft Crank complete, for 62831, for 44-83 Machine, Nos. 1518J, 19449, 62803 and two 453C..
62810	-----	Feed Regulator 62508 with 818D, for 62526.....
62831	-----	Oscillating Shaft 16509 with 2049, 24552 and 62804, for 44-83 Machine.....
80223	22465	Driving Attachment Treadle Pitman Rod Clamp with 361C, for 14233 and 15130.....
120342	8438	Oiler (copper plated) with 120343 (Accessories).....
120343	8438	Oiler Spout, 3 1/2 in. long, for 120342 (Accessories).....
125373	22452	Face Plate Thread Guard (upper) Rivet for 45720.....
126036	22400	Driving Attachment Treadle, for 126209
126205	22464	" " Bracket (left) for 126206.....
126206	-----	Driving Attachment Treadle Bracket (left) complete for 126209, Nos. 23258, 126205, 126207, 126208 and two wood screws 1 in. No. 14....
126207	22464	Driving Attachment Treadle Bracket (left) Hook, for 126206.....
126208	8674	Driving Attachment Treadle Bracket (left) Hook Rivet, for 126206...
126209	-----	Driving Attachment Treadle complete for 126213, Nos. 60502, 126036 and 126206.....
126213	-----	Driving Attachment Treadle Pitman complete for 16531, Nos. 14233 and 126209.....
126392	-----	Knife Grinder Knife Holder, for 126393
126393	22463	Knife Grinder Knife Holder complete for 27661, Nos. 227J, 899J, 27660, 126392 and 126394.....
126394	22461	Knife Grinder Knife Stop, for 126393.
132590	8387	Arm Oil Tube Packing (wick) for 12454
150203	8405	Thread Unwinder Spool Rest Cushion (felt) for 225260.....
150208	8440	Driving Attachment Treadle Pitman Rod (lower) Spring, for 14233.....
200056E	3471	Bobbin Winder Stop Latch Screw, for 225382.....

Copyrighted material from the University of Toronto Library. Digitized by eGangotri.

NUMERICAL LIST OF PARTS

No.	Plate	Name
200079H	22452	Spool Holder Wire Hinge Screw, for 52047.....
200082D	3471	Bobbin Winder Tension Bracket Screw, for 225382.....
200299H	3471	Bobbin Winder Stop Latch Trip Lever Hinge Screw, for 225382.....
200380	3471	Bobbin Winder Pulley Set Screw, for 202473.....
200383C	22377	Thread Unwinder Spool Rest Rod Set Screw, for 202490.....
201018C	22377	Thread Unwinder Spool Rest Set Screw, for 225259.....
201499B	3471	Bobbin Winder Tension Stud, for 225461
201572B	3471	" " " Thumb Nut, for 225462.....
201696J	22377	Thread Unwinder Thread Guide Lock Nut for 225260.....
202277	3471	Bobbin Winder Frame Oil Packing (wick) for 225453.....
202407	3471	Bobbin Winder Tension Spring, for 225462.....
202473	8406	Bobbin Winder Pulley with 200380C, for 225382.....
202478	3471	Bobbin Winder Stop Latch Trip Lever, for 225382.....
202490	8405	Thread Unwinder Spool Stand with 200383C, for 225260.....
204296	22456	Spool Holder Wire, for 52047.....
225259	8405	Thread Unwinder Spool Rest with 201018C, for 225260.....
225260	8405	Thread Unwinder complete, Nos. 150203, 201696J, 202490, 225259, 225324, 225326, 225388, 225391 and three wood screws 7/8 in. No. 12.....
225322	22377	Thread Unwinder Thread Guide Rod Washer, for 225324.....
225324	8405	Thread Unwinder Thread Guide Rod with 208E and 225322, for 225260.....
225326	22377	Thread Unwinder Thread Guide Position Cup, for 225260.....
225381	8440	Bobbin Winder Spindle, for 225382.....
225382	8406	Bobbin Winder (swinging automatic right hand) complete for 2996 for power table, Nos. 200056E, 200082D, 200299H, 202473, 202478, 225381, 225433, 225444, 225453, 225456, 225459, 225462, 229026, two each 225459 and wood screws 3/4 in. No. 12 R.H.B.....
225388	8405	Thread Unwinder Spool Rest Rod, for 225260.....

NUMERICAL LIST OF PARTS


No.	Plate	Name
225390	8405	Thread Unwinder Thread Cone Holder, for inverted cones, for 225260..
225391	8405	Thread Unwinder Thread Guide, for 225260.....
225433	8406	Bobbin Winder and Tension Bracket Base, for 225382.....
225438	3471	Bobbin Winder Frame Oil Well Cap, for 225453.....
225444	3471	Bobbin Winder Stop Latch, for 225382.
225453	8440	" " Frame with 202277 and 225438, for 225382.....
225454	3471	Bobbin Winder Frame Hinge Pin, for 225382.....
225455	3471	Bobbin Winder Frame Spring, for 225382
225456	3471	" " " " Plunger, for 225382.....
225458	3471	Bobbin Winder Stop Latch Thumb Lever, for 225382.....
225459	3471	Bobbin Winder Stop Latch Thumb Lever Hinge Stud, for 225382.....
225459	3471	Bobbin Winder Stop Latch Thumb Lever Joint Stud, for 225382.....
225461	3471	Bobbin Winder Tension Bracket with 201499B, for 225462.....
225462	----	Bobbin Winder Tension Bracket complete for 225382, Nos. 201572B, 202407, 225461 and two 2102.....
229026	22377	Bobbin Winder Tension Bracket Screw Washer, for 225382.....

Genuine Singer Needles should be used
in Singer Machines.
These Needles and their Containers
are marked with the
Company's Trade Mark "SIMANCO." 1

Needles in Containers marked
"For Singer Machines"
are not Singer made needles. 2

PLATE 1104—ONE-HALF SIZE

27564

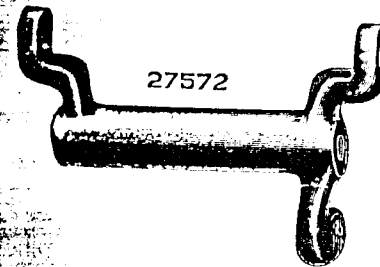


27662



STANDARD PARTS
FOR
MACHINES
No. 10-11 and 12

27572



27565

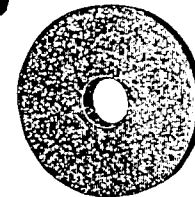


PLATE 2552—FULL SIZE

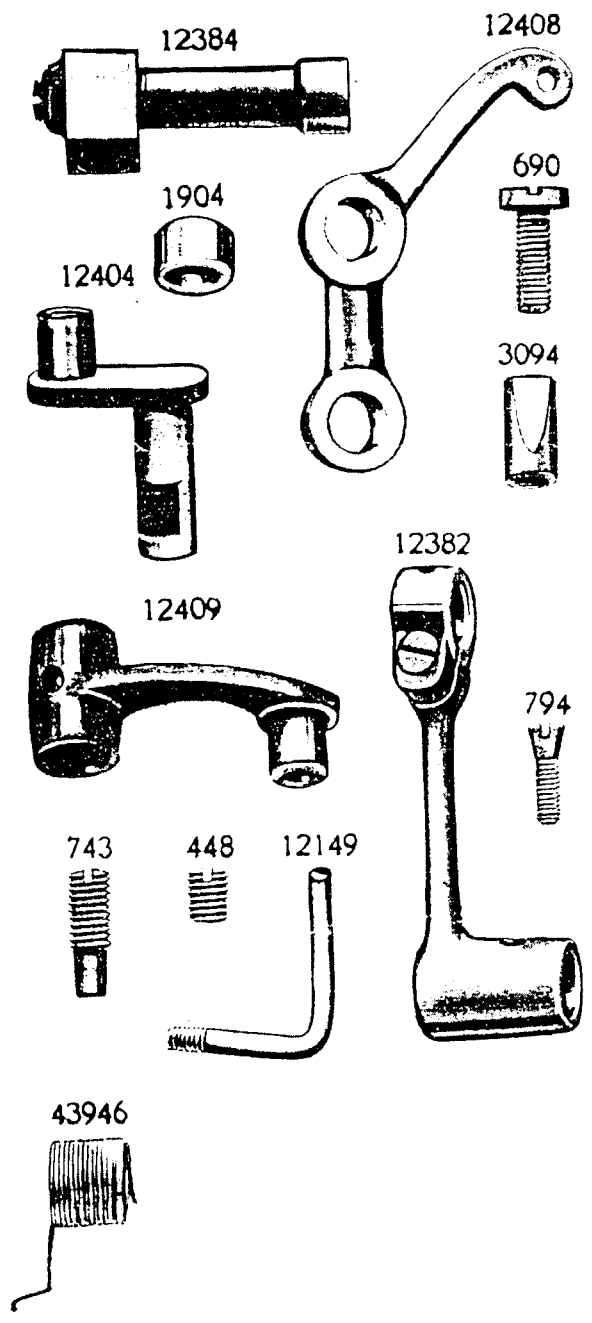


PLATE 3471—FULL SIZE

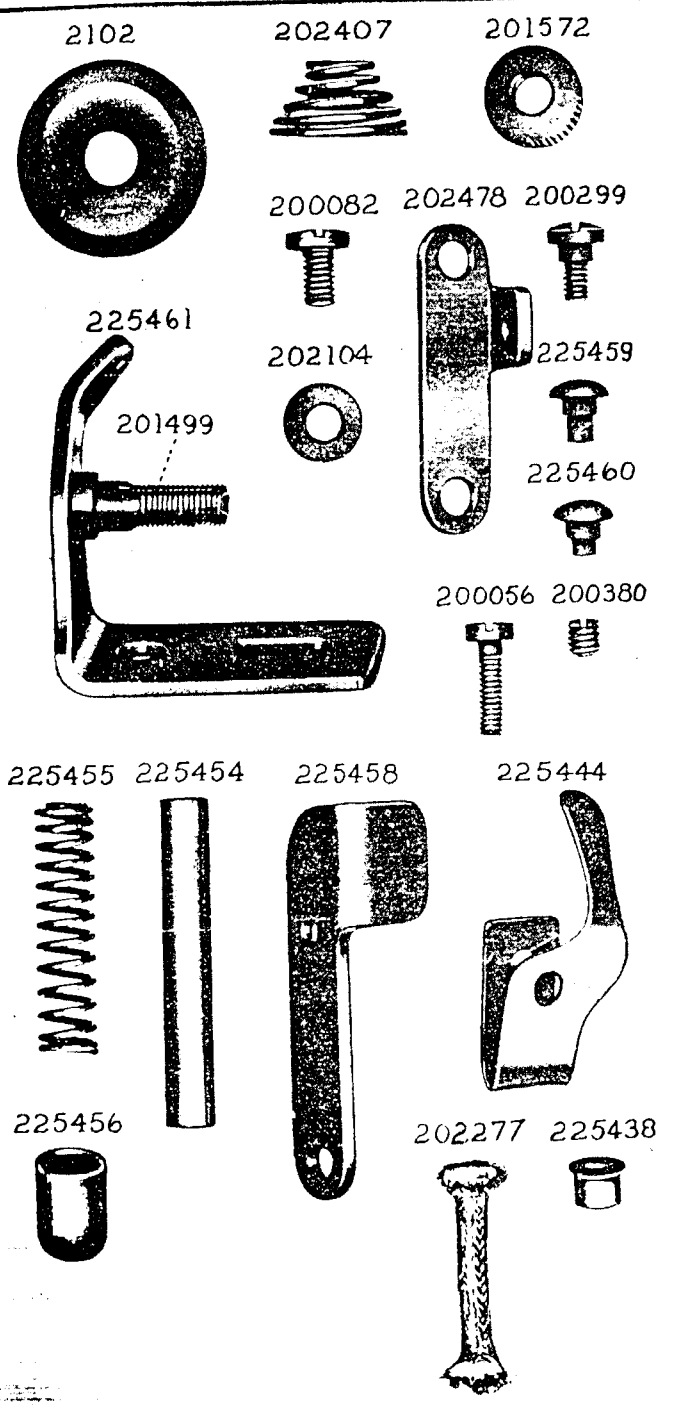


PLATE 5918—ONE-HALF SIZE

60583


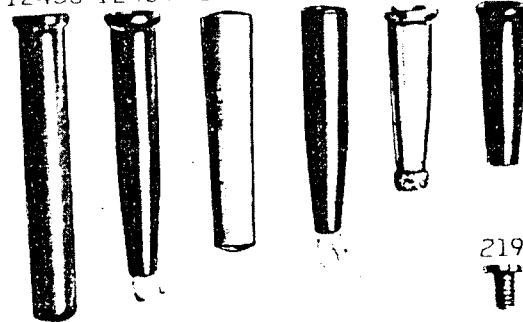


PLATE 8387—FULL SIZE


12453 12454 8582 24131 11119 15783



219




808



748



144



51224



210



448



132590



908



313



890



190



446



52045



12150



12152



1619



2827



8505




1519



PLATE 8399—FULL SIZE


51075



6055



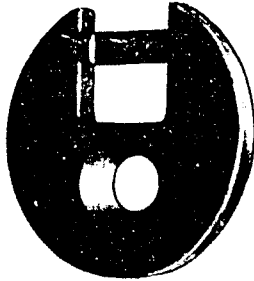
12405



12361



44139



24107



24106



970



9261



158



8418



8419



41930

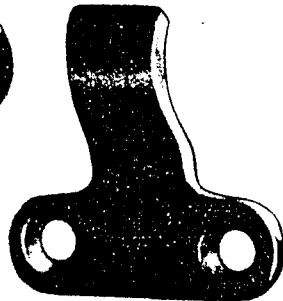


PLATE 8405—ONE-FOURTH SIZE

225260

225324-----

225391

225390



27739



225388---

150203

225359

-----202490

From the Library of Diamond Needle Corp.

PLATE 8406—ONE-FOURTH SIZE

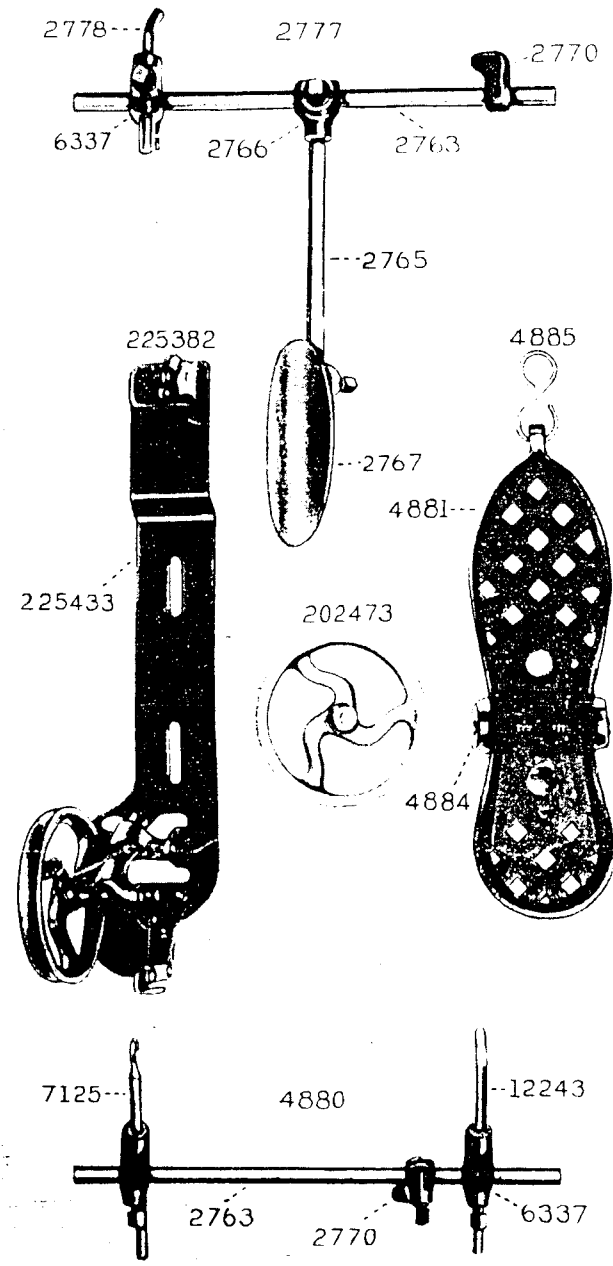


PLATE 8407—ONE-FOURTH SIZE





PLATE 8408—ONE-FOURTH SIZE

24108



41929

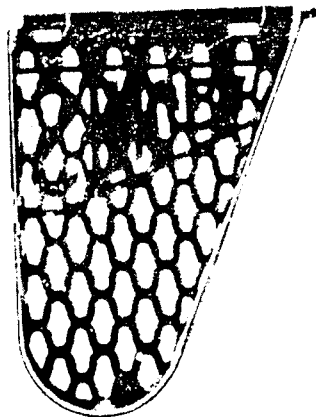
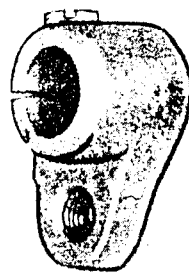



PLATE 8412—FULL SIZE

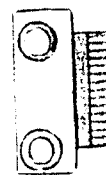
29633



16556



24951



208




240



818



119



1128



307



966



183



453




462



3093



157



151



324



1813



2254



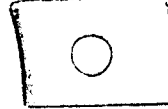
2265



3114



2252



2256



2266



2255



1518



1513



PLATE 8429-FULL SIZE

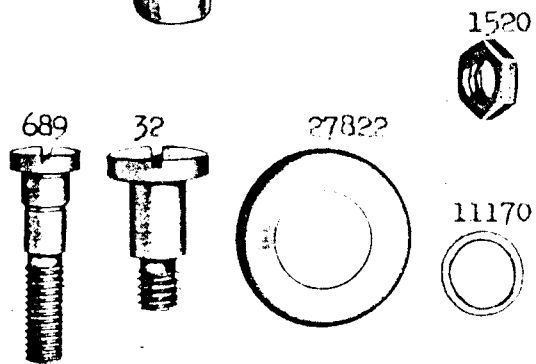
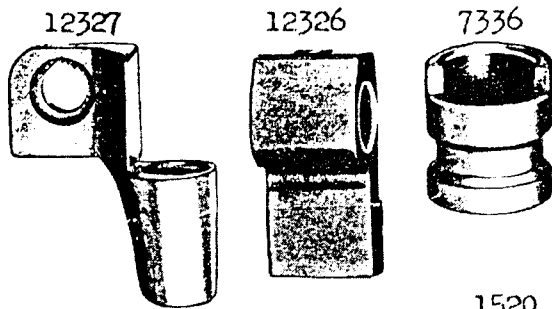
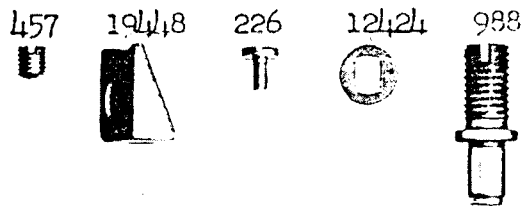
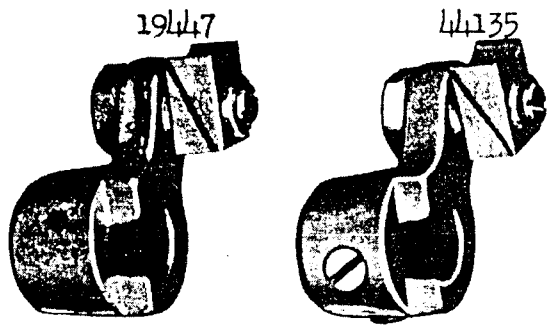

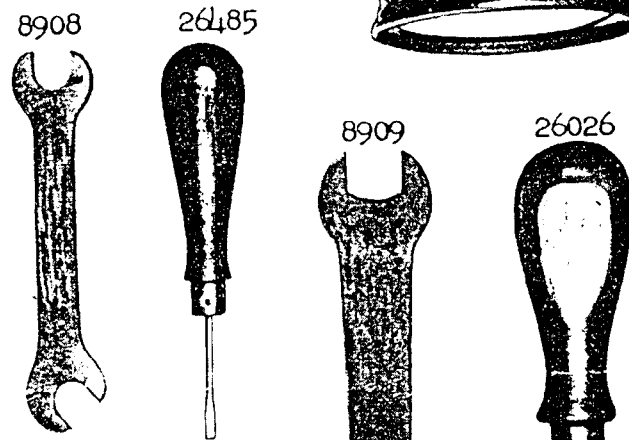
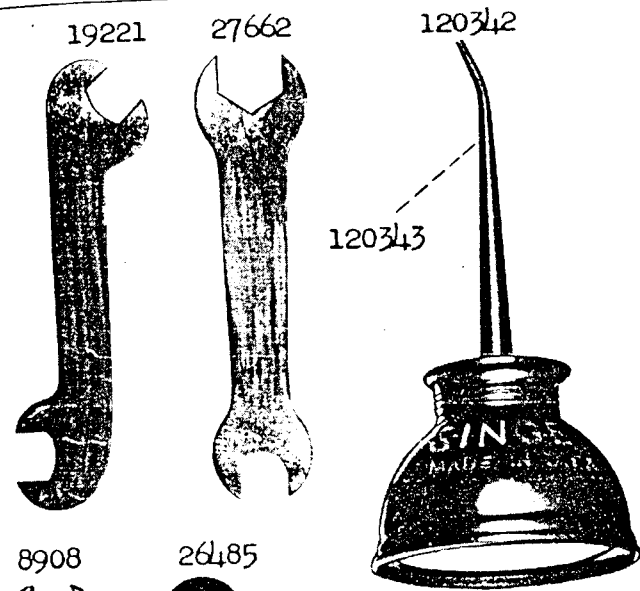


PLATE 8438-ONE-HALF SIZE



From the Library of the National Needle Company

PLATE 8439-ONE-HALF SIZE

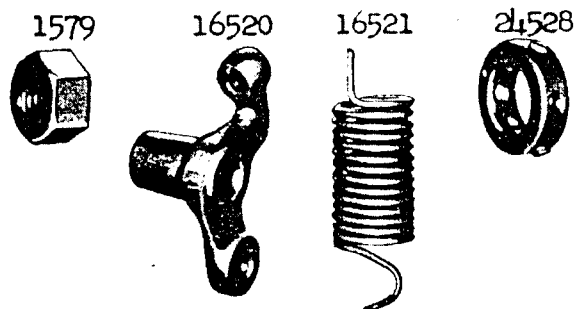
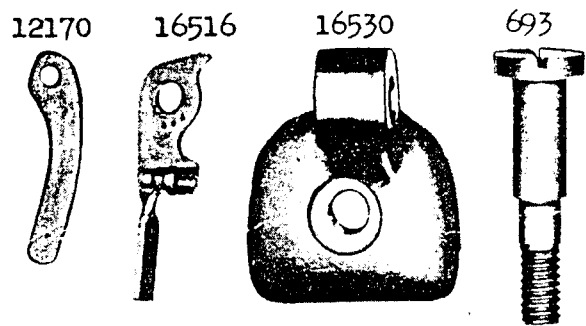
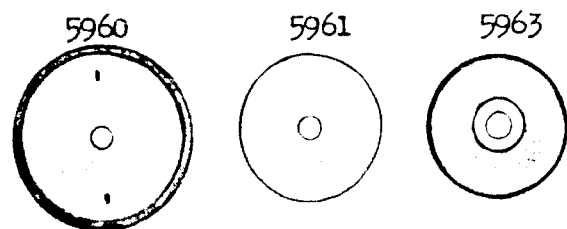
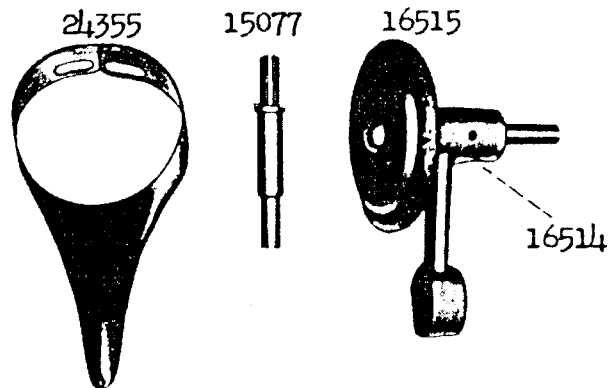


PLATE 8440-ONE-HALF SIZE

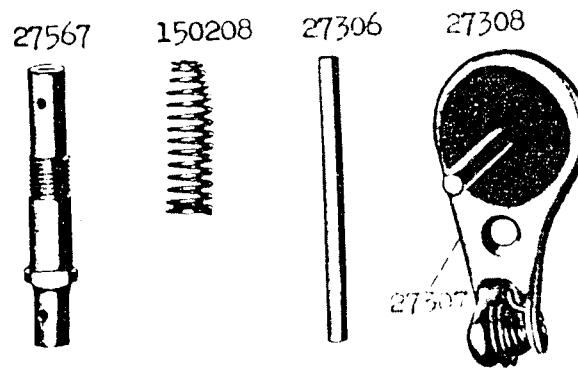
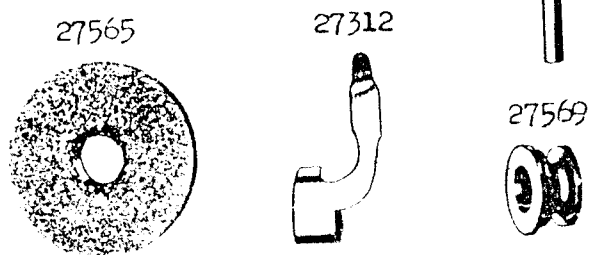
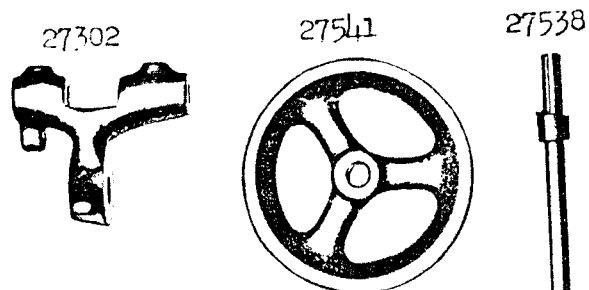
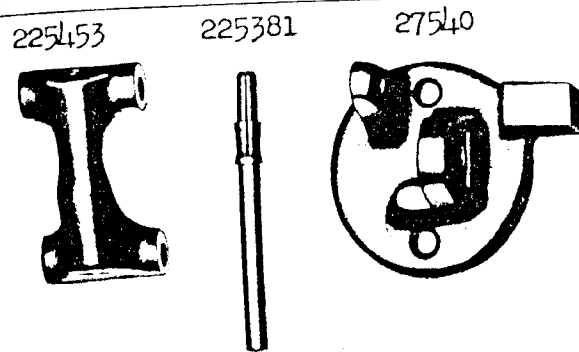


PLATE 8674-FULL SIZE

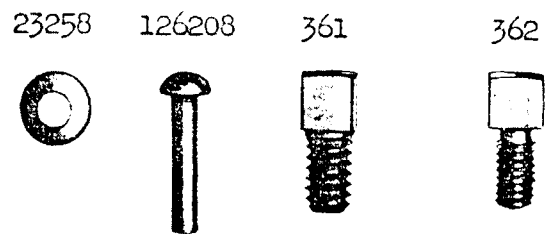
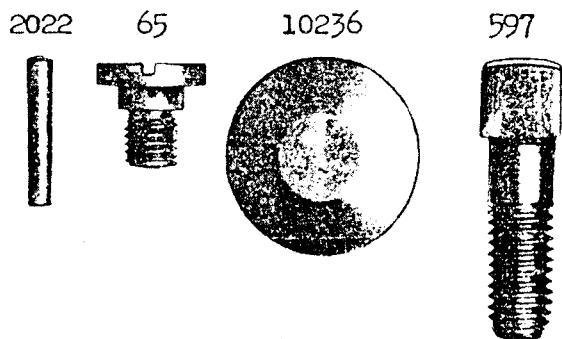
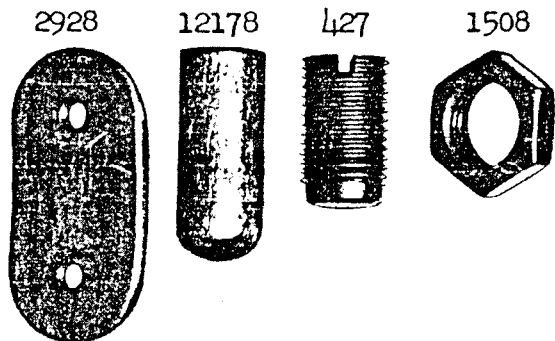
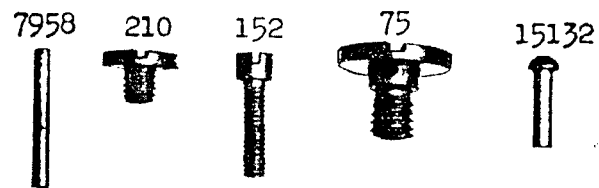


PLATE 22363 - ONE - FOURTH SIZE

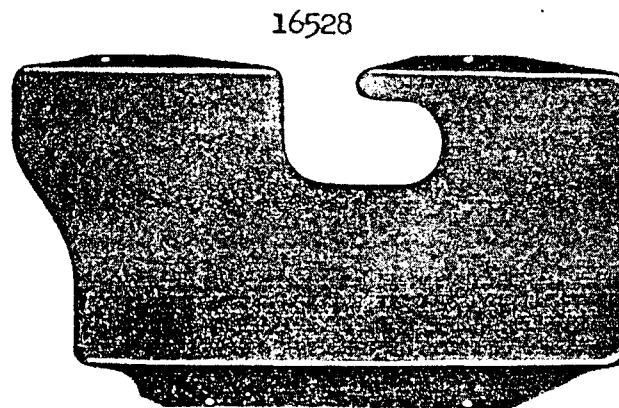
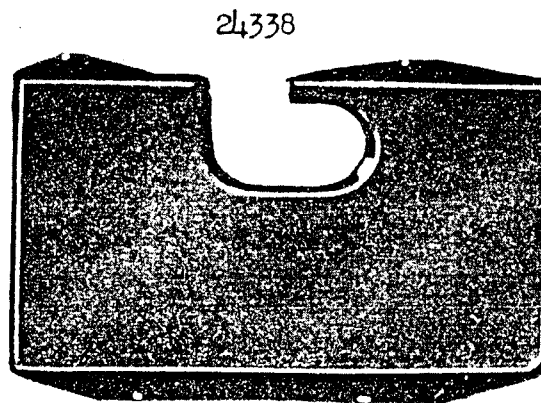



PLATE 22377 - FULL SIZE

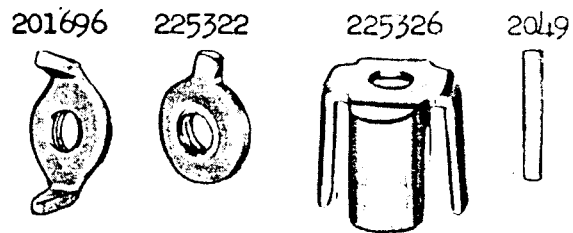

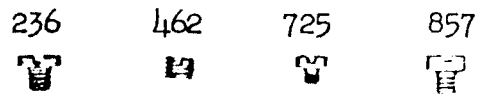
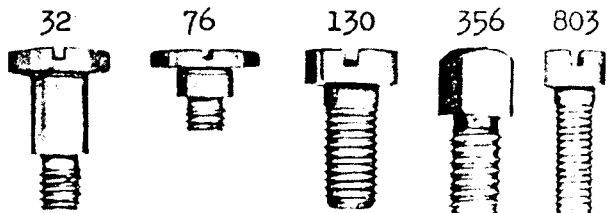




PLATE 22400 - ONE - FOURTH SIZE

126036



27072



Library of Congress

PLATE 22452 - FULL SIZE

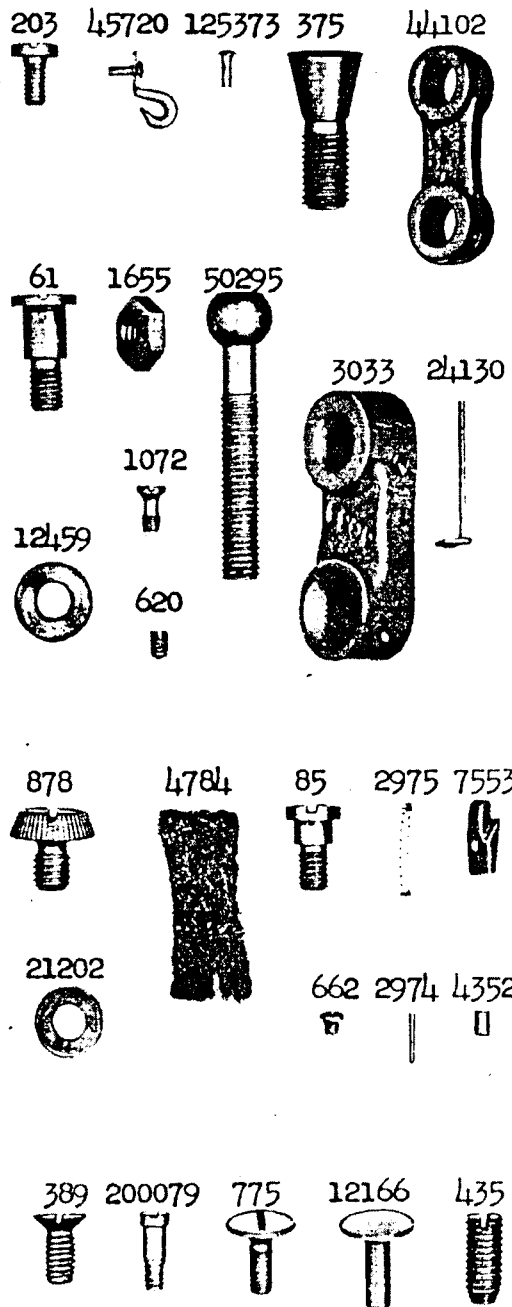
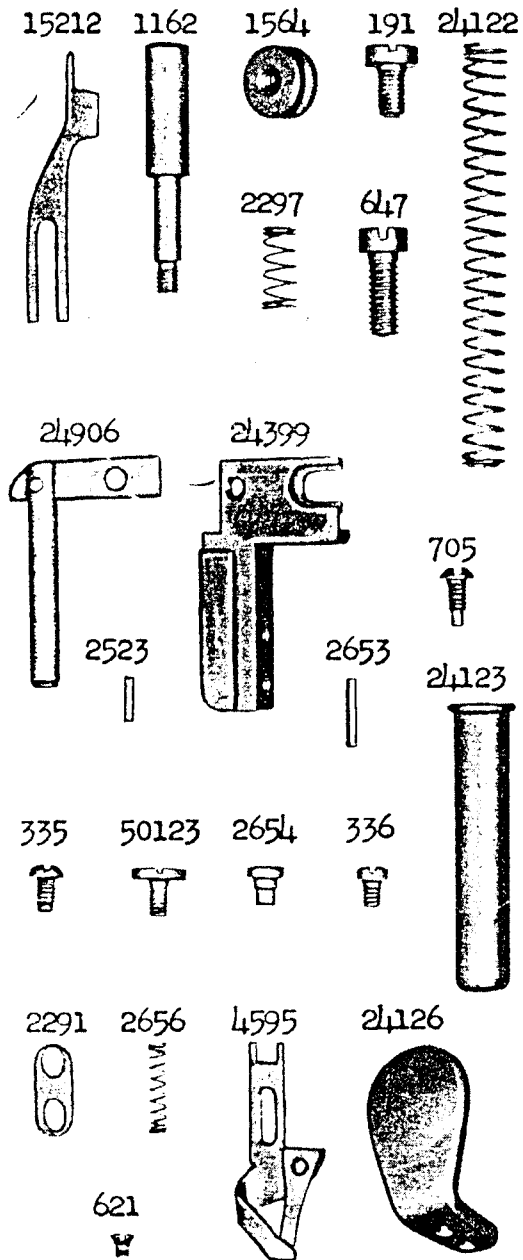


PLATE 22453 - FULL SIZE



From the Library of Learning Resources, Inc.

PLATE 22454 - FULL SIZE


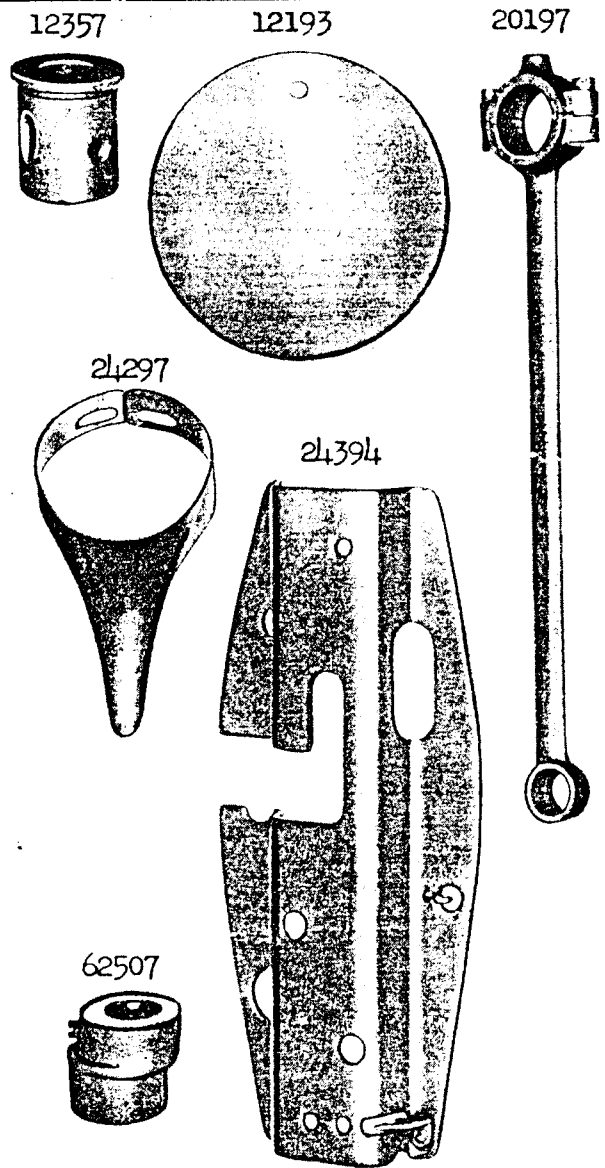


PLATE 22455 - ONE - HALF SIZE



From the library of: Diamond Needle Corp.

PLATE 22456 - ONE - HALF SIZE

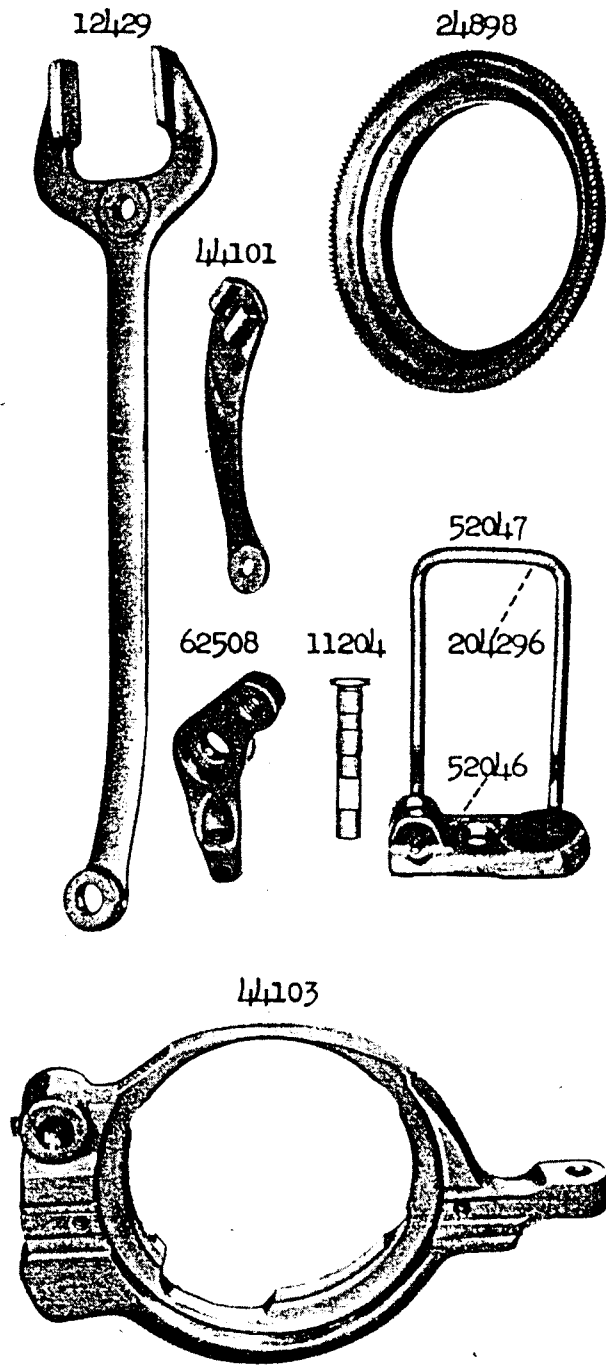
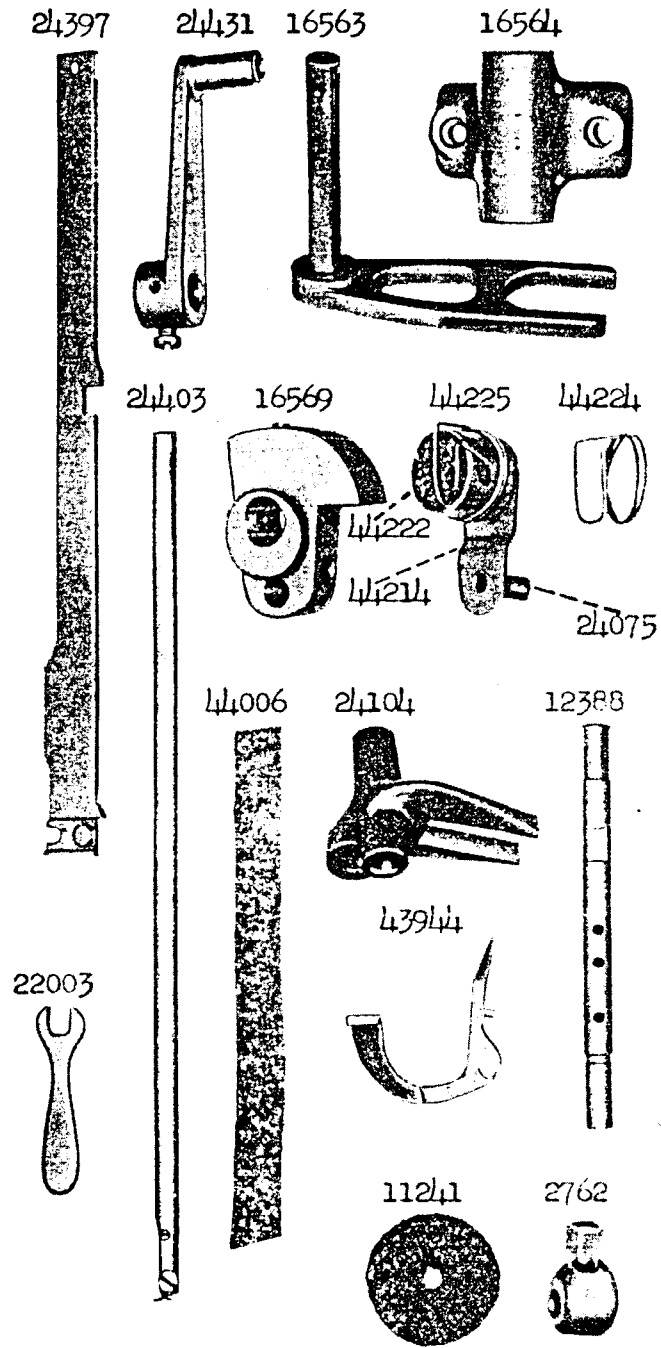


PLATE 22457 - ONE - HALF SIZE



From the library of: Diamond-Needle-Corp

PLATE 22458 - ONE - HALF SIZE

20784 52016 11167 12139 20023

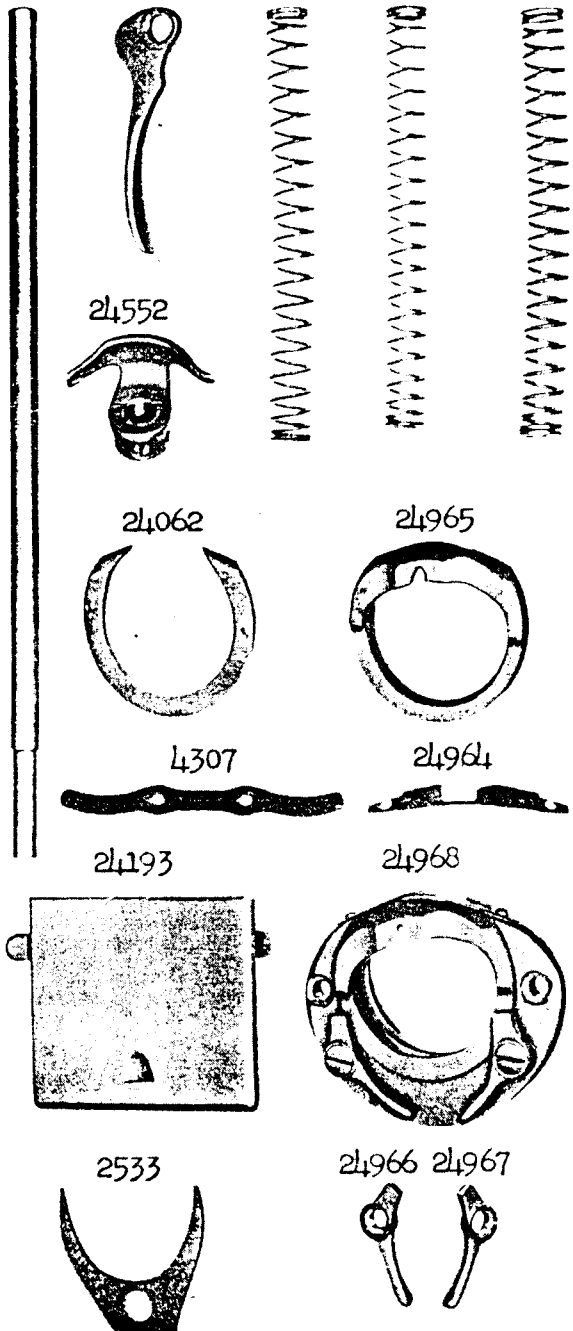
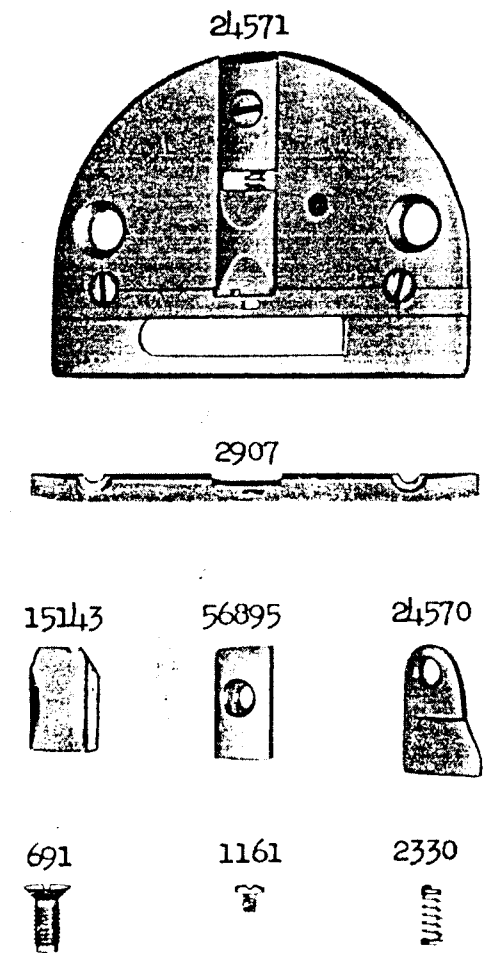
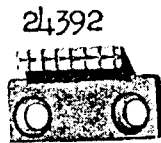


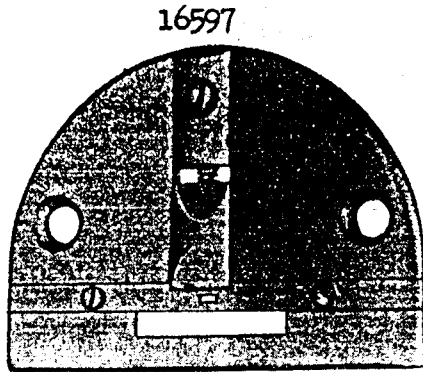


PLATE 22459 - FULL SIZE





Smithsonian Institution
 National Museum
 Department of Anthropology
 Research Laboratory of Human Studies
 Smithsonian Institution

PLATE 22460 - FULL SIZE



16 Teeth - 1 inch 12 Teeth - 1 inch



2328




PLATE 22461 - FULL SIZE

51581 15072 27303 41828 2269




2106 2455 1562 418 10141



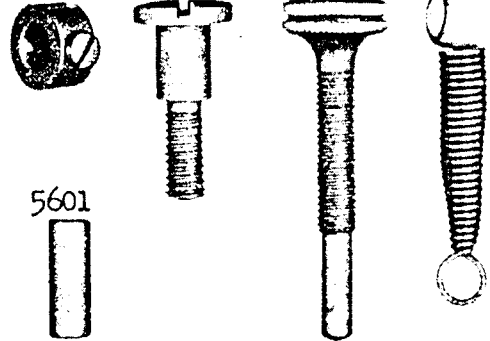
1620 227 237 27660 126394



310 899 1516 27568 27574



27659 50356 261 27573



5601



PLATE 22462 - ONE - HALF SIZE

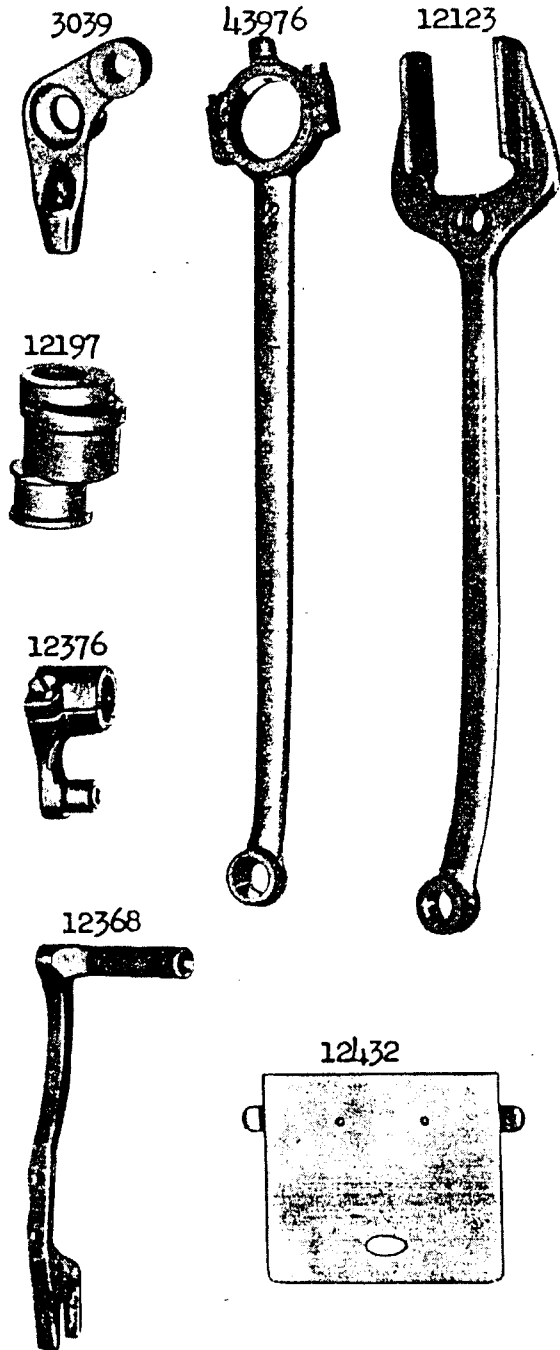


PLATE 22463 - ONE - HALF SIZE

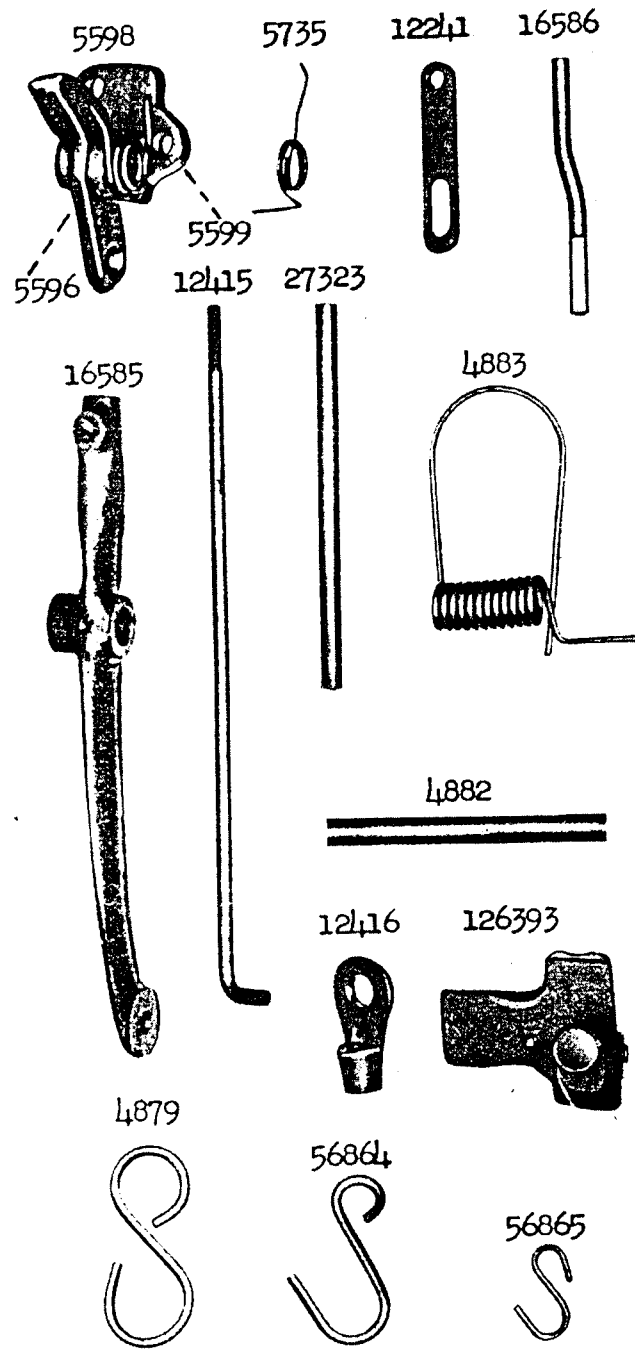


PLATE 22464 - ONE - HALF SIZE

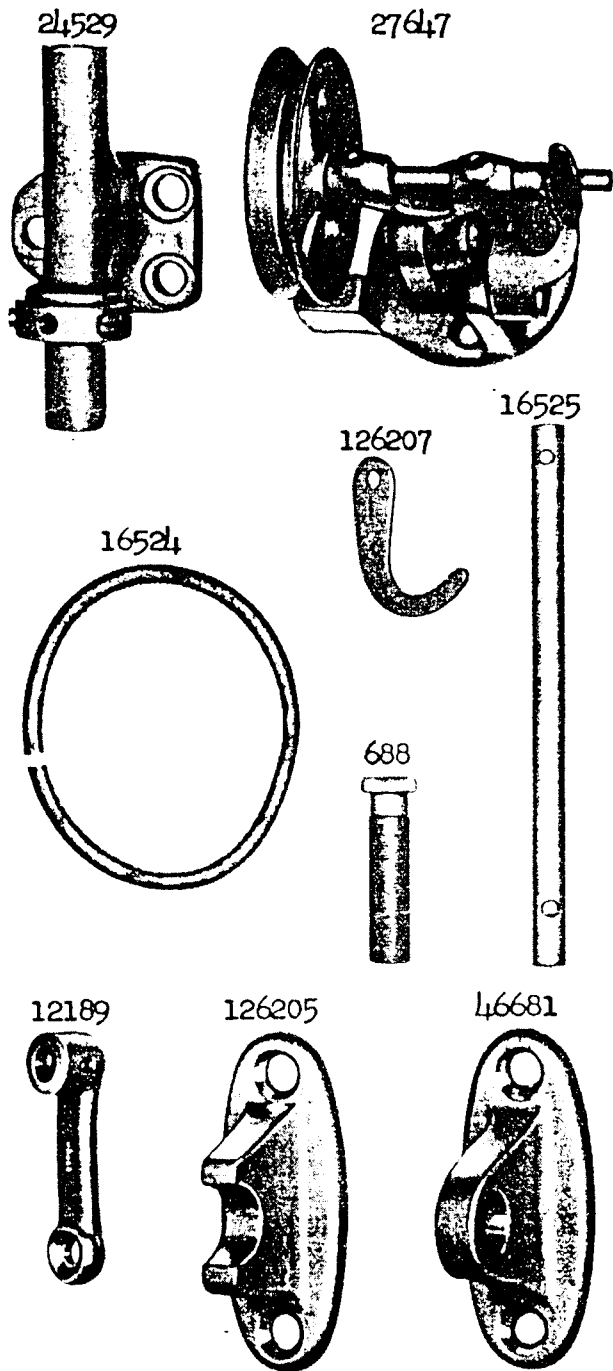
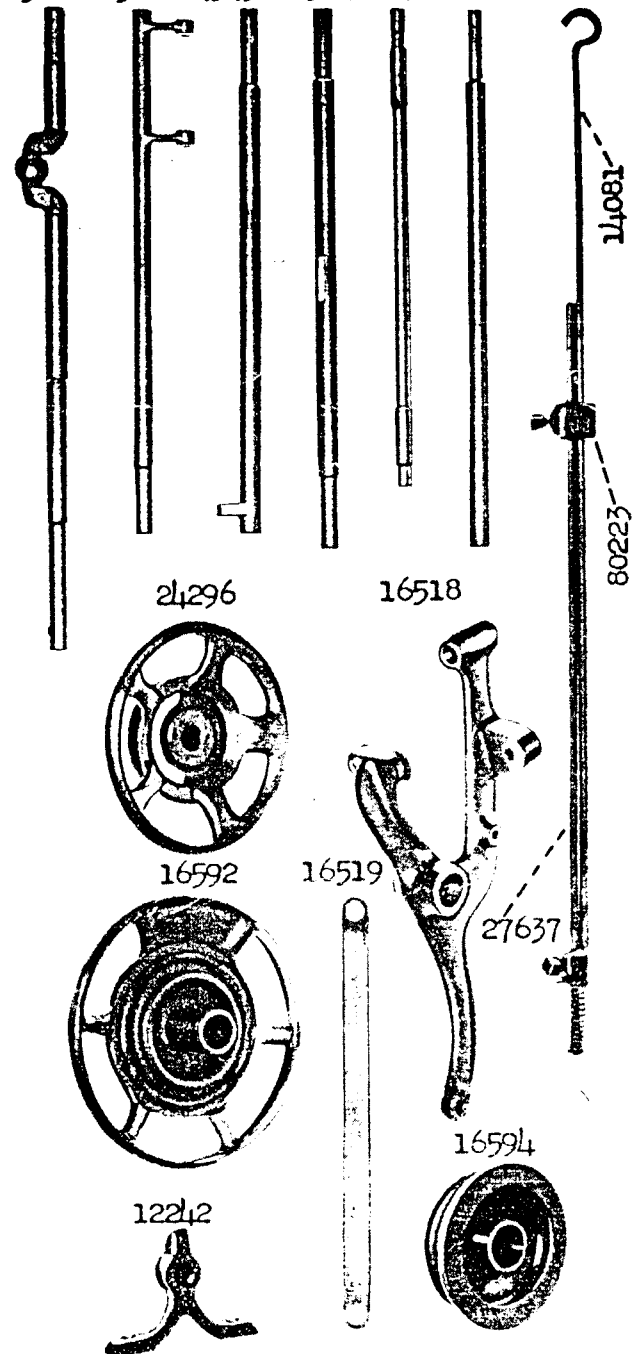


PLATE 22465 - ONE - FOURTH SIZE

16511 16506 24945 16504 16509 19268 14233



USE ONLY SINGER OILS and LUBRICANTS

They insure freedom from lubricating trouble and give longer life to sewing equipment

SINGER OIL FOR HIGH SPEED SEWING MACHINES (Cloth and Leather)

For all manufacturing sewing machines except where a stainless oil is desired.

SINGER STAINLESS OIL FOR HIGH SPEED SEWING MACHINES

For all manufacturing sewing machines where a stainless oil is desired.

SINGER MOTOR OIL

For oil-lubricated motors, power tables, transmitters and machinery in general.

SINGER STAINLESS THREAD LUBRICANT

For lubricating the needle thread of sewing machines for stitching fabrics or leather where a stainless thread lubricant is required.

NOTE: All of the above oils are available in 1 quart, 2 quart, 1 gallon and 5 gallon cans or in 55 gallon drums, and can also be supplied in customer's containers.

SINGER GEAR LUBRICANT

This specially prepared grease is recommended for gear lubrication on manufacturing sewing machines.

SINGER BALL BEARING LUBRICANT

This pure grease is specially designed for the lubrication of ball bearings and ball thrust bearings of motors and electric transmitters, ball bearing hangers of power tables, etc.


NOTE: The above greases are furnished in 1/4 lb. tubes and 1 lb. and 4 lb. tins.

Copyright, U. S. A., 1914, 1915, 1916, 1935 and 1940,
by The Singer Manufacturing Company
All Rights Reserved for all Countries

19449

INSTRUCTIONS FOR USING SINGER SEWING MACHINES

44-81 and 44-82



ONE NEEDLE

LOCK STITCH

THE SINGER MANUFACTURING CO.

To all whom it may concern:

The placing or renewal of the name "Singer" (Reg. U. S. Pat. Off.) or any of the trade marks of The Singer Manufacturing Company on any machine that has been repaired, rebuilt, reconditioned, or altered in any way whatsoever outside a Singer factory or an authorized Singer agency is forbidden.

**THE IMPORTANCE OF USING
GENUINE SINGER PARTS AND NEEDLES
IN SINGER MACHINES**

The successful operation of Singer machines can only be assured if genuine Singer parts and needles are used. Supplies are available at all Singer Shops for the Manufacturing Trade and mail orders will receive prompt attention.

Genuine Singer Needles should be used
in Singer Machines.
These Needles and their Containers
are marked with the
Company's Trade Mark "SIMANCO." 1

Needles in Containers marked
"For Singer Machines"
are not Singer made needles. 2

DESCRIPTION

MACHINE 44-81 makes the lock stitch and is equipped with a vertical trimmer for trimming close to the line of stitching. It is used for glove work and has a wheel feed, a roller presser, and a sectional shuttle race which permits easy removal of the shuttle for cleaning.

MACHINE 44-82 is similar to Machine 44-81 except that it has no trimmer and is used for gloves and other work in light leather.

Speed

The maximum speeds recommended for these machines are 1500 stitches per minute for Machine 44-81 and 2000 stitches per minute for Machine 44-82.

The machines should not be run at the maximum speed, however, until the moving parts have become glazed by their action upon each other. The balance wheel should always turn over toward the operator.

Oiling

The machines must be oiled regularly to prevent unnecessary wear and should be oiled several times a day when in continuous use. Apply oil to all oil holes and other places where parts are in moving contact. A few drops of oil should be occasionally applied to the shuttle race.